

Doing Business North America







2020 Report

2ND EDITION



What is Doing Business North America?

The *Doing Business North America* (DBNA) project annually provides objective measures of the scale and scope of business regulations in 130 cities across 92 states, provinces, and federal districts of the U.S., Canada, and Mexico. It uses 111 data indicators spread over six categories to score and rank cities in regard to how easy it is to set up, operate, and shut down a business.

 Starting a Business	 Employing Workers	 Getting Electricity
 Paying Taxes	 Land and Space Use	 Resolving Insolvency



**Doing Business
North America**

Why?

Unlike many studies that measure regulations at the state level, this annual study focuses on city-level regulations across North America.

Provide measurable benchmarks

This report provides objective measurements of regulatory conditions and make them publicly-available to researchers and policymakers.

Encourage competition

This report can allow researchers and policymakers to track the improvement or decline in local regulatory conditions and provide a context for thinking about policy reform.

Increase economic well-being

The measures can help contribute to the understanding of which regulatory environments can produce the best economic outcomes for the largest number of people.

For more information, visit: dbna.asu.edu

Ease of Doing Business Scores and Rankings

The scores and ranks below are an overall measure of the “ease of doing business” for small- and medium-sized businesses in each city. It is composed of the scores of all six categories included in the Doing Business North America report.

Country	State/Province	City	Score: Ease of Doing Business	Rank: Ease of Doing Business
United States	North Carolina	Raleigh	82.42	1
United States	Mississippi	Jackson	81.39	2
United States	Oklahoma	Tulsa	81.25	3
United States	South Dakota	Sioux Falls	81.17	4
United States	South Carolina	Charleston	80.69	5
United States	Texas	Houston	80.64	6
United States	Texas	San Antonio	80.58	7
United States	Colorado	Colorado Springs	80.16	8
United States	Ohio	Cincinnati	79.75	9
United States	Wyoming	Cheyenne	79.65	10
United States	Kentucky	Lexington	79.47	11
United States	Georgia	Atlanta	78.34	12
United States	Wisconsin	Milwaukee	78.27	13
United States	Colorado	Denver	78.23	14
United States	Florida	Orlando	77.98	15
United States	Oklahoma	Oklahoma City	77.94	16
United States	New Mexico	Albuquerque	77.79	17
United States	Kentucky	Louisville	77.77	18
United States	Idaho	Boise	77.60	19
United States	Tennessee	Nashville	77.57	20
United States	Arkansas	Little Rock	77.55	21
United States	Tennessee	Memphis	77.29	22
United States	Utah	Salt Lake City	77.23	23
United States	New Hampshire	Manchester	77.20	24
United States	Ohio	Columbus	77.07	25
United States	Missouri	St. Louis	76.95	26
United States	Florida	Tampa	76.84	27
United States	Florida	Jacksonville	76.49	28

Country	State/Province	City	Score: Ease of Doing Business	Rank: Ease of Doing Business
United States	Virginia	Virginia Beach	76.48	29
United States	Montana	Billings	76.42	30
United States	Colorado	Aurora	76.30	31
United States	Missouri	Kansas City	76.26	32
United States	Florida	Miami	76.20	33
United States	Nevada	Henderson	76.04	34
United States	North Carolina	Greensboro	75.13	35
United States	Kansas	Wichita	75.03	36
United States	Virginia	Arlington	74.95	37
United States	North Carolina	Charlotte	74.88	38
United States	Illinois	Chicago	74.80	39
United States	Hawaii	Honolulu	74.49	40
United States	Texas	Dallas	74.46	41
United States	Texas	Austin	74.38	42
United States	Nebraska	Lincoln	74.31	43
United States	Iowa	Des Moines	74.13	44
United States	Nebraska	Omaha	74.12	45
United States	Alabama	Birmingham	74.09	46
United States	Michigan	Grand Rapids	73.84	47
United States	North Dakota	Fargo	73.18	48
United States	Washington	Seattle	73.06	49
United States	Nevada	Las Vegas	73.05	50
United States	Ohio	Cleveland	72.99	51
United States	Alaska	Anchorage	72.90	52
United States	Maryland	Baltimore	72.85	53
United States	Minnesota	St. Paul	72.72	54
United States	West Virginia	Charleston	72.40	55
United States	Louisiana	New Orleans	72.35	56
United States	Michigan	Detroit	71.80	57
United States	Arizona	Mesa	71.53	58
United States	Arizona	Phoenix	71.43	59
United States	Vermont	Burlington	71.39	60
United States	Connecticut	Bridgeport	71.31	61
United States	Indiana	Indianapolis	71.21	62

Country	State/Province	City	Score: Ease of Doing Business	Rank: Ease of Doing Business
United States	Minnesota	Minneapolis	71.09	63
United States	Delaware	Wilmington	70.71	64
United States	California	San Francisco	70.37	65
United States	District of Columbia	Washington D.C.	69.84	66
United States	Pennsylvania	Pittsburgh	69.74	67
United States	Massachusetts	Boston	69.26	68
United States	Arizona	Tucson	69.06	69
United States	New York	Rochester	68.57	70
United States	Pennsylvania	Philadelphia	68.40	71
United States	Oregon	Portland	67.89	72
United States	Maine	Portland	67.65	73
United States	New York	Buffalo	67.20	74
United States	Rhode Island	Providence	66.97	75
United States	New Jersey	Newark	66.90	76
United States	California	San Diego	66.78	77
Canada	Alberta	Edmonton	66.00	78
United States	California	San Jose	65.85	79
United States	New York	New York City	64.86	80
United States	California	Los Angeles	64.85	81
Canada	Alberta	Calgary	63.98	82
Canada	Newfoundland and Labrador	St. Johns	63.74	83
Canada	Nova Scotia	Halifax	59.63	84
Canada	Ontario	Toronto	58.02	85
Mexico	Baja California	Tijuana	57.89	86
Mexico	Nuevo León	San Pedro	57.43	87
Mexico	Nayarit	Tepic	55.97	88
Canada	Ontario	Ottawa	55.63	89
Canada	Saskatchewan	Saskatoon	55.51	90
Canada	New Brunswick	Moncton	54.99	91
Mexico	Guanajuato	León	54.89	92
Mexico	Coahuila	Saltillo	54.59	93
Mexico	Durango	Durango	54.49	94
Canada	Manitoba	Winnipeg	54.05	95
Canada	British Columbia	Vancouver	53.42	96

Country	State/Province	City	Score: Ease of Doing Business	Rank: Ease of Doing Business
Mexico	Querétaro	Querétaro	53.26	97
Mexico	Tlaxcala	Apizaco	52.45	98
Mexico	Mexico City	Mexico City	52.19	99
Mexico	Baja California Sur	La Paz	51.64	100
Mexico	México	Naucalpan	51.29	101
Mexico	Aguascalientes	Aguascalientes	51.25	102
Mexico	Campeche	Campeche	51.10	103
Mexico	México	Nezahualcóyotl	51.07	104
Mexico	Guerrero	Acapulco	50.99	105
Mexico	San Luis Potosí	San Luis Potosí	50.92	106
Mexico	Sinaloa	Culiacán	50.84	107
Mexico	Chihuahua	Chihuahua	50.69	108
Mexico	Colima	Colima	50.67	109
Mexico	México	Ecatepec	49.40	110
Mexico	Morelos	Cuernavaca	49.21	111
Mexico	Nuevo León	Monterrey	49.20	112
Mexico	Quintana Roo	Cancún	49.07	113
Mexico	Chihuahua	Juárez	49.01	114
Mexico	Yucatán	Mérida	48.63	115
Canada	Quebec	Quebec City	47.95	116
Mexico	Sonora	Hermosillo	47.36	117
Mexico	Oaxaca	Oaxaca	47.33	118
Mexico	Chiapas	Tuxtla Gutiérrez	47.23	119
Canada	Quebec	Montreal	46.41	120
Mexico	México	Toluca	46.18	121
Mexico	Michoacán	Morelia	44.77	122
Mexico	Coahuila	Piedras Negras	44.74	123
Mexico	Puebla	Puebla	44.55	124
Mexico	Jalisco	Guadalajara	43.96	125
Mexico	Tamaulipas	Reynosa	43.72	126
Mexico	Tabasco	Villahermosa	43.24	127
Mexico	Zacatecas	Zacatecas	42.89	128
Mexico	Veracruz	Boca del Rio	42.75	129
Mexico	Hidalgo	Pachuca	42.63	130

For all the details, visit: dbna.asu.edu/rankings

**Download all the data, ranks,
scores and methodology at:
dbna.asu.edu**



dbna.asu.edu

ASU Center for the Study
of Economic Liberty
Arizona State University