

City Snapshots



Doing Business North America

Canada

Calgary, AB	48
Edmonton, AB	49
Halifax, NS	50
Moncton, NB	51
Ottawa, ON	52
Quebec City, QC	53
Saskatoon, SK	54
St. John's, NL	55
Toronto, ON	56
Vancouver, BC	57
Winnipeg, MB	58

Mexico

Acapulco, GR	62
Aguascalientes, AG	63
Apizaco, TL	64
Boca del Rio, VE	65
Campeche, CM	66
Cancún, QR	67
Chihuahua, CH	68
Colima, CL	69
Cuernavaca, MO	70
Culiacán, SI	71
Durango, DG	72
Ecatepec, EM	73
Guadalajara, JA	74
Hermosillo, SO	75
Juárez, CH	76
La Paz, BS	77
León, GT	78
Mérida, YU	79
Mexico City, DF	80
Monterrey, NL	81
Morelia, MI	82
Naucalpan, EM	83
Nezahualcóyotl, EM	84
Oaxaca, OA	85
Pachuca, HG	86
Piedras Negras, CO	87
Puebla, PU	88

Mexico (cont.)

Querétaro, QT	89
Reynosa, TM	90
Saltillo, CO	91
San Luis Potosí, SL	92
San Pedro, NL	93
Tepic, NA	94
Tijuana, BC	95
Toluca, EM	96
Tuxtla Gutiérrez, CS	97
Villahermosa, TB	98
Zacatecas, ZA	99

United States

Albuquerque, NM	102
Anchorage, AK	103
Arlington, VA	104
Atlanta, GA	105
Austin, TX	106
Baltimore, MD	107
Billings, MT	108
Birmingham, AL	109
Boise, ID	110
Boston, MA	111
Bridgeport, CT	112
Buffalo, NY	113
Burlington, VT	114
Charleston, SC	115
Charleston, WV	116
Charlotte, NC	117
Cheyenne, WY	118
Chicago, IL	119
Cleveland, OH	120
Columbus, OH	121
Dallas, TX	122
Denver, CO	123
Des Moines, IA	124
Detroit, MI	125
Fargo, ND	126
Grand Rapids, MI	127
Honolulu, HI	128

United States (cont.)

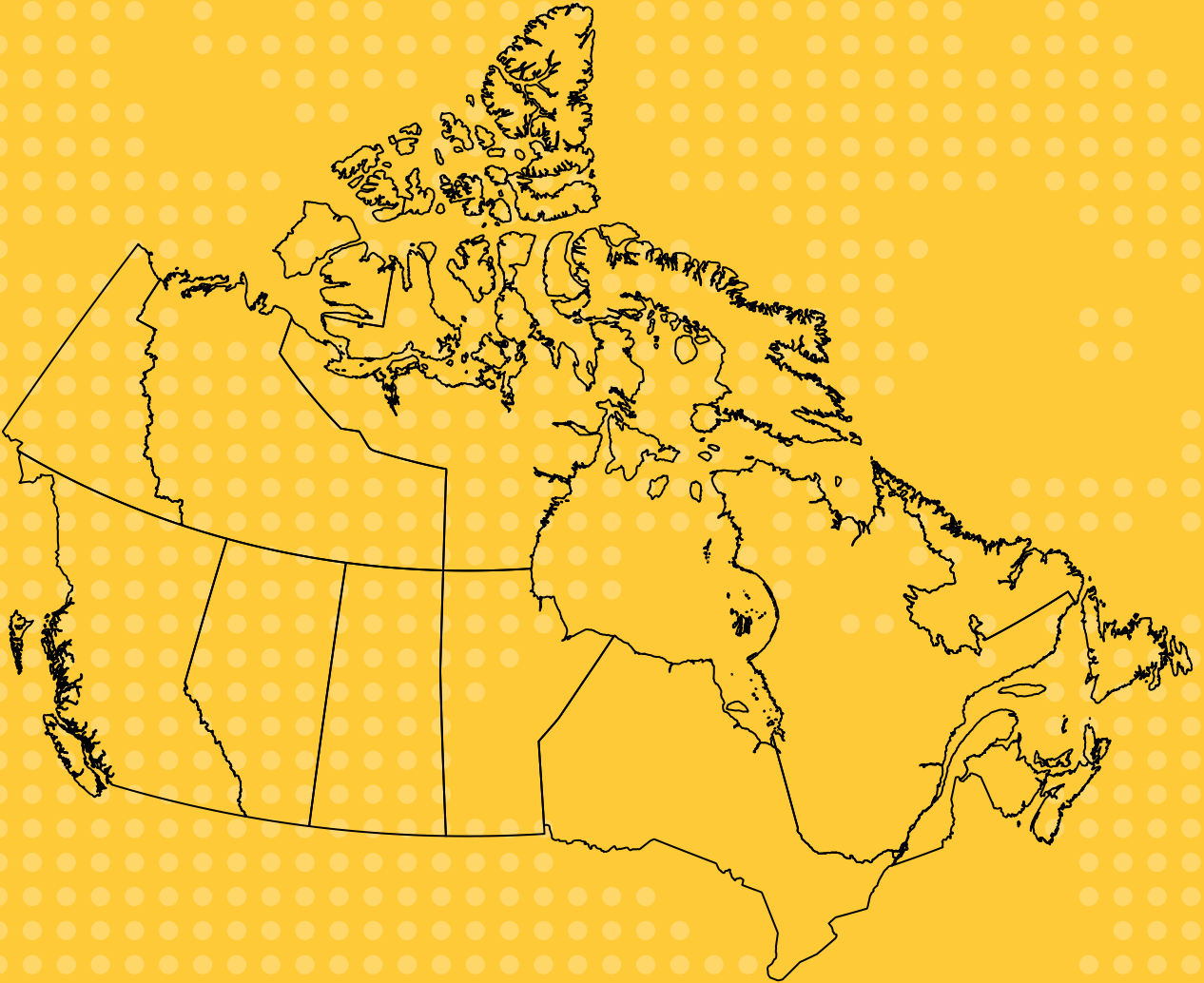
Houston, TX	129
Indianapolis, IN	130
Jackson, MS	131
Jacksonville, FL	132
Las Vegas, NV	133
Little Rock, AR	134
Los Angeles, CA	135
Louisville, KY	136
Manchester, NH	137
Miami, FL	138
Milwaukee, WI	139
Minneapolis, MN	140
Nashville, TN	141
New Orleans, LA	142
New York City, NY	143
Newark, NJ	144
Oklahoma City, OK	145
Omaha, NE	146
Orlando, FL	147
Philadelphia, PA	148
Phoenix, AZ	149
Pittsburgh, PA	150
Portland, ME	151
Portland, OR	152
Providence, RI	153
Rochester, NY	154
Salt Lake City, UT	155
San Antonio, TX	156
San Diego, CA	157
San Francisco, CA	158
San Jose, CA	159
Seattle, WA	160
Sioux Falls, SD	161
St. Louis, MO	162
Tampa, FL	163
Virginia Beach, VA	164
Washington, D.C.	165
Wichita, KS	166
Wilmington, DE	167

A stylized map of Canada is centered on the page, rendered in a light yellow color. The map is composed of a grid of small dots, with some dots missing to create a pattern that follows the outline of the country. The background is a solid yellow color.

Canada



Doing Business North America



Calgary



Country: Canada
Province: Alberta
Population: 1,336,000
Income Per Capita: \$58,439

2019 EASE OF DOING
BUSINESS SCORE

70.12

2019 EASE OF DOING
BUSINESS RANK

58

2019 EASE OF DOING BUSINESS SCORE COMPARISON (out of 100)

69.38	69.41	70.12	70.71	70.75
Pittsburgh, PA Rank 60	Rochester, NY Rank 59	Calgary, AB Rank 58	Bridgeport, CT Rank 57	Newark, NJ Rank 56

Category	2019 Score	2019 Rank
Starting a Business	90.81	9
Employing Workers	64.12	65
Getting Electricity	96.85	8
Registering Property	87.77	4
Paying Taxes	69.43	43
Resolving Insolvency	61.07	2

Edmonton



Country: Canada
Province: Alberta
Population: 981,280
Income Per Capita: \$45,451

2019 EASE OF DOING
BUSINESS SCORE

65.29

2019 EASE OF DOING
BUSINESS RANK

67

2019 EASE OF DOING BUSINESS SCORE COMPARISON (out of 100)

65.20	65.25	65.29	66.19	66.19
Moncton, NB Rank 69	Buffalo, NY Rank 68	Edmonton, AB Rank 67	Vancouver, BC Rank 66	Washington, D.C. Rank 65

Category	2019 Score	2019 Rank
Starting a Business	85.14	35
Employing Workers	69.66	54
Getting Electricity	95.43	9
Registering Property	24.28	111
Paying Taxes	72.01	28
Resolving Insolvency	61.07	2

Halifax



Country: Canada

Province: Nova Scotia

Population: 431,479

Income Per Capita: \$34,811

2019 EASE OF DOING BUSINESS SCORE

71.77

2019 EASE OF DOING BUSINESS RANK

53

2019 EASE OF DOING BUSINESS SCORE COMPARISON

(out of 100)

70.78	70.89	71.77	73.41	73.42
Detroit, MI Rank 55	San Antonio, TX Rank 54	Halifax, NS Rank 53	Providence, RI Rank 52	Burlington, VT Rank 51

Category	2019 Score	2019 Rank
Starting a Business	94.38	2
Employing Workers	67.85	58
Getting Electricity	82.76	60
Registering Property	88.03	3
Paying Taxes	73.65	21
Resolving Insolvency	61.07	2

Moncton



Country: Canada

Province: New Brunswick

Population: 85,198

Income Per Capita: \$33,582

2019 EASE OF DOING BUSINESS SCORE

65.20

2019 EASE OF DOING BUSINESS RANK

69

2019 EASE OF DOING BUSINESS SCORE COMPARISON

(out of 100)

64.78	65.17	65.20	65.25	65.29
Saskatoon, SK Rank 71	Winnipeg, MB Rank 70	Moncton, NB Rank 69	Buffalo, NY Rank 68	Edmonton, AB Rank 67

Category	2019 Score	2019 Rank
Starting a Business	93.43	3
Employing Workers	61.28	70
Getting Electricity	98.58	2
Registering Property	45.52	64
Paying Taxes	75.87	15
Resolving Insolvency	61.07	2

Ottawa



Country: Canada
Province: Ontario
Population: 994,837
Income Per Capita: \$36,976

2019 EASE OF DOING
BUSINESS SCORE

62.31

2019 EASE OF DOING
BUSINESS RANK

74

2019 EASE OF DOING BUSINESS SCORE COMPARISON (out of 100)

60.25	60.89	62.31	62.64	64.31
Quebec City, QC Rank 76	Toronto, ON Rank 75	Ottawa, ON Rank 74	San Diego, CA Rank 73	Los Angeles, CA Rank 72

Category	2019 Score	2019 Rank
Starting a Business	86.99	28
Employing Workers	48.51	77
Getting Electricity	86.89	46
Registering Property	78.05	13
Paying Taxes	81.64	6
Resolving Insolvency	61.07	2

Quebec City



Country: Canada
Province: Quebec
Population: 538,298
Income Per Capita: \$30,362

2019 EASE OF DOING
BUSINESS SCORE

60.25

2019 EASE OF DOING
BUSINESS RANK

76

2019 EASE OF DOING BUSINESS SCORE COMPARISON (out of 100)

53.34	59.04	60.25	60.89	62.31
San Pedro, NL Rank 78	San Francisco, CA Rank 77	Quebec City, QC Rank 76	Toronto, ON Rank 75	Ottawa, ON Rank 74

Category	2019 Score	2019 Rank
Starting a Business	66.99	87
Employing Workers	55.14	74
Getting Electricity	91.59	17
Registering Property	85.64	6
Paying Taxes	48.97	85
Resolving Insolvency	61.07	2

Saskatoon



Country: Canada

Province: Saskatchewan

Population: 273,010

Income Per Capita: \$41,641

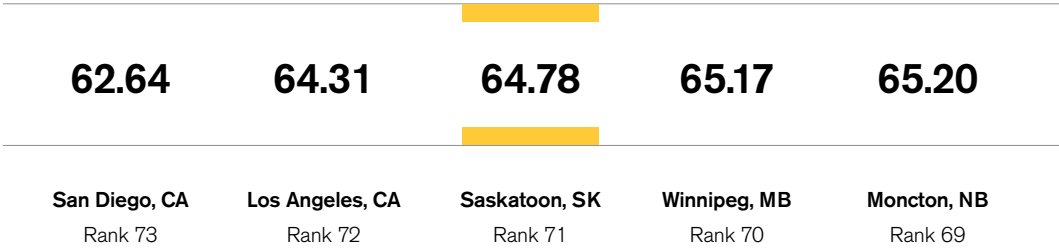
2019 EASE OF DOING BUSINESS SCORE

64.78

2019 EASE OF DOING BUSINESS RANK

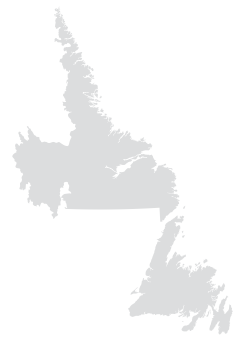
71

2019 EASE OF DOING BUSINESS SCORE COMPARISON
(out of 100)



Category	2019 Score	2019 Rank
Starting a Business	86.53	32
Employing Workers	63.20	66
Getting Electricity	87.43	43
Registering Property	69.05	22
Paying Taxes	54.51	71
Resolving Insolvency	61.07	2

St. John's



Country: Canada

Province: Newfoundland and Labrador

Population: 113,948

Income Per Capita: \$46,088

2019 EASE OF DOING
BUSINESS SCORE

68.09

2019 EASE OF DOING
BUSINESS RANK

63

2019 EASE OF DOING BUSINESS SCORE COMPARISON

(out of 100)



Washington, D.C.

Rank 65

San Jose, CA

Rank 64

St. John's, NL

Rank 63

New York City, NY

Rank 62

Philadelphia, PA

Rank 61

Category	2019 Score	2019 Rank
Starting a Business	82.16	46
Employing Workers	67.93	57
Getting Electricity	40.28	112
Registering Property	88.66	2
Paying Taxes	73.22	22
Resolving Insolvency	61.07	2

Toronto



Country: Canada
Province: Ontario
Population: 2,930,000
Income Per Capita: \$41,110

2019 EASE OF DOING
BUSINESS SCORE

60.89

2019 EASE OF DOING
BUSINESS RANK

75

2019 EASE OF DOING BUSINESS SCORE COMPARISON
(out of 100)



Category	2019 Score	2019 Rank
Starting a Business	87.07	27
Employing Workers	64.49	64
Getting Electricity	43.60	109
Registering Property	54.92	50
Paying Taxes	70.28	36
Resolving Insolvency	61.07	2

Vancouver



Country: Canada

Province: British Columbia

Population: 675,218

Income Per Capita: \$42,454

2019 EASE OF DOING BUSINESS SCORE

66.19

2019 EASE OF DOING BUSINESS RANK

66

2019 EASE OF DOING BUSINESS SCORE COMPARISON
(out of 100)

65.25	65.29	66.19	66.19	67.20
Buffalo, NY Rank 68	Edmonton, AB Rank 67	Vancouver, BC Rank 66	Washington, D.C. Rank 65	San Jose, CA Rank 64

Category	2019 Score	2019 Rank
Starting a Business	63.33	89
Employing Workers	64.86	62
Getting Electricity	93.41	13
Registering Property	58.68	41
Paying Taxes	89.66	1
Resolving Insolvency	61.07	2

Winnipeg



Country: Canada
Province: Manitoba
Population: 749,534
Income Per Capita: \$38,279

2019 EASE OF DOING
BUSINESS SCORE

65.17

2019 EASE OF DOING
BUSINESS RANK

70

2019 EASE OF DOING BUSINESS SCORE COMPARISON (out of 100)

64.31	64.78	65.17	65.20	65.25
Los Angeles, CA Rank 72	Saskatoon, SK Rank 71	Winnipeg, MB Rank 70	Moncton, NB Rank 69	Buffalo, NY Rank 68

Category	2019 Score	2019 Rank
Starting a Business	97.25	1
Employing Workers	64.74	63
Getting Electricity	00.00	115
Registering Property	45.79	63
Paying Taxes	78.73	9
Resolving Insolvency	61.07	2

Mexico





Doing Business North America



Acapulco



Country: Mexico
State: Guerrero
Population: 673,479
Income Per Capita: \$1,213

2019 EASE OF DOING
BUSINESS SCORE

44.86

2019 EASE OF DOING
BUSINESS RANK

102

2019 EASE OF DOING BUSINESS SCORE COMPARISON (out of 100)

44.05	44.64	44.86	44.99	45.14
Monterrey, NL Rank 104	Reynosa, TM Rank 103	Acapulco, GR Rank 102	Morelia, MI Rank 101	Mérida, YU Rank 100

Category	2019 Score	2019 Rank
Starting a Business	82.15	47
Employing Workers	39.79	114
Getting Electricity	59.15	103
Registering Property	44.59	78
Paying Taxes	46.72	87
Resolving Insolvency	25.50	3

Aguascalientes



Country: Mexico

State: Aguascalientes

Population: 722,250

Income Per Capita: \$2,045

2019 EASE OF DOING BUSINESS SCORE

48.36

2019 EASE OF DOING BUSINESS RANK

84

2019 EASE OF DOING BUSINESS SCORE COMPARISON

(out of 100)



Category	2019 Score	2019 Rank
Starting a Business	62.35	90
Employing Workers	43.27	95
Getting Electricity	64.69	91
Registering Property	44.59	66
Paying Taxes	51.81	77
Resolving Insolvency	25.50	3

Apizaco



Country: Mexico
State: Tlaxcala
Population: 76,492
Income Per Capita: \$1,443

2019 EASE OF DOING
BUSINESS SCORE

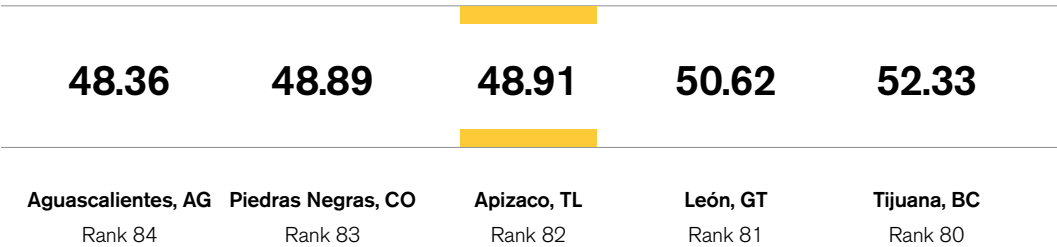
48.91

2019 EASE OF DOING
BUSINESS RANK

82

2019 EASE OF DOING BUSINESS SCORE COMPARISON

(out of 100)



Category	2019 Score	2019 Rank
Starting a Business	79.89	61
Employing Workers	40.59	109
Getting Electricity	58.19	108
Registering Property	44.59	100
Paying Taxes	59.72	63
Resolving Insolvency	25.50	3

Boca del Rio



Country: Mexico

State: Veracruz

Population: 138,058

Income Per Capita: \$1,373

2019 EASE OF DOING
BUSINESS SCORE

42.18

2019 EASE OF DOING
BUSINESS RANK

112

2019 EASE OF DOING BUSINESS SCORE COMPARISON (out of 100)

41.62	42.18	42.18	42.44	42.71
Zacatecas, ZA Rank 114	Pachuca, HG Rank 113	Boca del Rio, VE Rank 112	Mexico City, DF Rank 111	Saltillo, CO Rank 110

Category	2019 Score	2019 Rank
Starting a Business	25.06	108
Employing Workers	39.98	112
Getting Electricity	60.12	99
Registering Property	44.59	101
Paying Taxes	51.77	78
Resolving Insolvency	25.50	3

Campeche



Country: Mexico
State: Campeche
Population: 899,931
Income Per Capita: \$1,949

2019 EASE OF DOING
BUSINESS SCORE

46.92

2019 EASE OF DOING
BUSINESS RANK

90

2019 EASE OF DOING BUSINESS SCORE COMPARISON (out of 100)

46.57	46.86	46.92	46.93	47.12
Ecatepec, EM Rank 92	Cancún, QR Rank 91	Campeche, CM Rank 90	Juárez, CH Rank 89	Toluca, EM Rank 88

Category	2019 Score	2019 Rank
Starting a Business	70.65	80
Employing Workers	42.96	97
Getting Electricity	60.47	98
Registering Property	44.59	69
Paying Taxes	37.08	103
Resolving Insolvency	25.50	3

Cancún



Country: Mexico

State: Quintana Roo

Population: 628,306

Income Per Capita: \$2,731

2019 EASE OF DOING
BUSINESS SCORE

46.86

2019 EASE OF DOING
BUSINESS RANK

91

2019 EASE OF DOING BUSINESS SCORE COMPARISON

(out of 100)

46.32	46.57	46.86	46.92	46.93
Naucalpan, EM Rank 93	Ecatepec, EM Rank 92	Cancún, QR Rank 91	Campeche, CM Rank 90	Juárez, CH Rank 89

Category	2019 Score	2019 Rank
Starting a Business	50.83	96
Employing Workers	41.51	106
Getting Electricity	63.04	92
Registering Property	44.59	96
Paying Taxes	46.23	88
Resolving Insolvency	25.50	3

Chihuahua



Country: Mexico
State: Chihuahua
Population: 3,557,000
Income Per Capita: \$2,338

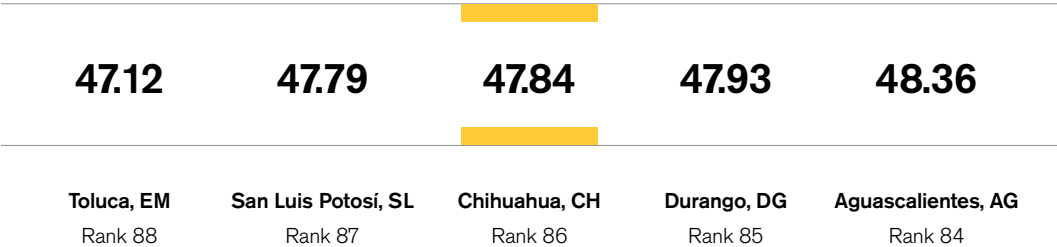
2019 EASE OF DOING
BUSINESS SCORE

47.84

2019 EASE OF DOING
BUSINESS RANK

86

2019 EASE OF DOING BUSINESS SCORE COMPARISON (out of 100)



Category	2019 Score	2019 Rank
Starting a Business	59.13	93
Employing Workers	44.08	87
Getting Electricity	71.35	75
Registering Property	44.59	71
Paying Taxes	37.82	100
Resolving Insolvency	25.50	3

Colima



Country: Mexico
State: Colima
Population: 711,235
Income Per Capita: \$2,211

2019 EASE OF DOING
BUSINESS SCORE

46.00

2019 EASE OF DOING
BUSINESS RANK

95

2019 EASE OF DOING BUSINESS SCORE COMPARISON (out of 100)

45.66	45.96	46.00	46.11	46.32
La Paz, BS Rank 97	Tepic, NA Rank 96	Colima, CL Rank 95	Puebla, PU Rank 94	Naucalpan, EM Rank 93

Category	2019 Score	2019 Rank
Starting a Business	48.14	98
Employing Workers	43.76	91
Getting Electricity	68.26	83
Registering Property	44.59	75
Paying Taxes	37.15	102
Resolving Insolvency	25.50	3

Cuernavaca



Country: Mexico

State: Morelos

Population: 338,650

Income Per Capita: \$1,766

2019 EASE OF DOING
BUSINESS SCORE

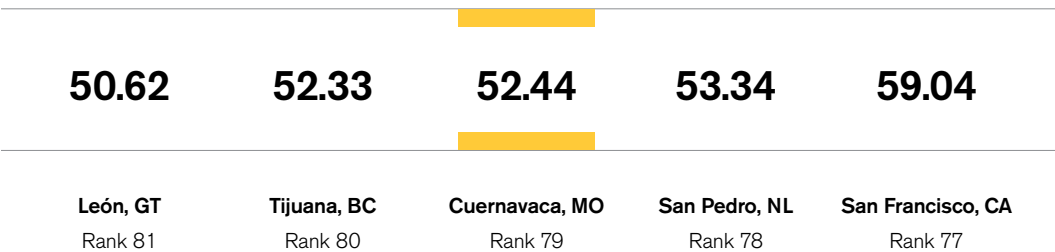
52.44

2019 EASE OF DOING
BUSINESS RANK

79

2019 EASE OF DOING BUSINESS SCORE COMPARISON

(out of 100)



Category	2019 Score	2019 Rank
Starting a Business	39.20	105
Employing Workers	42.88	98
Getting Electricity	65.59	90
Registering Property	44.59	89
Paying Taxes	42.09	93
Resolving Insolvency	25.50	3

Culiacán



Country: Mexico
State: Sinaloa
Population: 905,660
Income Per Capita: \$2,060

2019 EASE OF DOING
BUSINESS SCORE

43.52

2019 EASE OF DOING
BUSINESS RANK

107

2019 EASE OF DOING BUSINESS SCORE COMPARISON (out of 100)

42.81	43.24	43.52	43.70	44.01
Hermosillo, SO Rank 109	Villahermosa, TB Rank 108	Culiacán, SI Rank 107	Nezahualcóyotl, EM Rank 106	Tuxtla Gutiérrez, CS Rank 105

Category	2019 Score	2019 Rank
Starting a Business	46.56	100
Employing Workers	44.94	83
Getting Electricity	72.60	74
Registering Property	44.59	79
Paying Taxes	44.56	89
Resolving Insolvency	25.50	3

Durango



Country: Mexico
State: Durango
Population: 1,755,000
Income Per Capita: \$1,774

2019 EASE OF DOING
BUSINESS SCORE

47.93

2019 EASE OF DOING
BUSINESS RANK

85

2019 EASE OF DOING BUSINESS SCORE COMPARISON

(out of 100)

47.79	47.84	47.93	48.36	48.89
San Luis Potosí, SL Rank 87	Chihuahua, CH Rank 86	Durango, DG Rank 85	Aguascalientes, AG Rank 84	Piedras Negras, CO Rank 83

Category	2019 Score	2019 Rank
Starting a Business	75.09	72
Employing Workers	42.29	103
Getting Electricity	67.09	86
Registering Property	44.59	76
Paying Taxes	36.16	108
Resolving Insolvency	25.50	3

Ecatepec



Country: Mexico

State: México

Population: 1,655,000

Income Per Capita: \$1,814

2019 EASE OF DOING
BUSINESS SCORE

46.57

2019 EASE OF DOING
BUSINESS RANK

92

2019 EASE OF DOING BUSINESS SCORE COMPARISON (out of 100)

46.11	46.32	46.57	46.86	46.92
Puebla, PU Rank 94	Naucalpan, EM Rank 93	Ecatepec, EM Rank 92	Cancún, QR Rank 91	Campeche, CM Rank 90

Category	2019 Score	2019 Rank
Starting a Business	59.47	92
Employing Workers	42.46	100
Getting Electricity	61.29	94
Registering Property	44.59	83
Paying Taxes	36.21	104
Resolving Insolvency	25.50	3

Guadalajara



Country: Mexico
State: Jalisco
Population: 1,495,000
Income Per Capita: \$2,280

2019 EASE OF DOING
BUSINESS SCORE

45.51

2019 EASE OF DOING
BUSINESS RANK

98

2019 EASE OF DOING BUSINESS SCORE COMPARISON (out of 100)



Category	2019 Score	2019 Rank
Starting a Business	27.49	107
Employing Workers	42.46	99
Getting Electricity	61.93	93
Registering Property	44.59	82
Paying Taxes	36.21	104
Resolving Insolvency	25.50	3

Hermosillo



Country: Mexico
State: Sonora
Population: 812,229
Income Per Capita: \$2,760

2019 EASE OF DOING
BUSINESS SCORE

42.81

2019 EASE OF DOING
BUSINESS RANK

109

2019 EASE OF DOING BUSINESS SCORE COMPARISON (out of 100)

42.44	42.71	42.81	43.24	43.52
Mexico City, DF Rank 111	Saltillo, CO Rank 110	Hermosillo, SO Rank 109	Villahermosa, TB Rank 108	Culiacán, SI Rank 107

Category	2019 Score	2019 Rank
Starting a Business	40.81	101
Employing Workers	40.85	108
Getting Electricity	58.19	106
Registering Property	44.59	80
Paying Taxes	47.44	86
Resolving Insolvency	25.50	3

Juárez



Country: Mexico
State: Chihuahua
Population: 1,321,000
Income Per Capita: \$2,338

2019 EASE OF DOING
BUSINESS SCORE

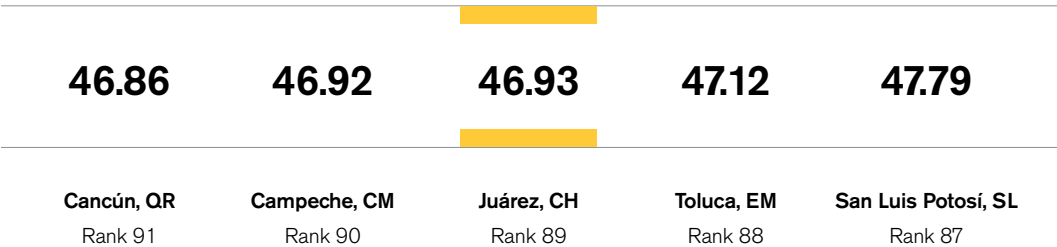
46.93

2019 EASE OF DOING
BUSINESS RANK

89

2019 EASE OF DOING BUSINESS SCORE COMPARISON

(out of 100)



Category	2019 Score	2019 Rank
Starting a Business	50.68	97
Employing Workers	44.08	88
Getting Electricity	71.35	76
Registering Property	44.59	72
Paying Taxes	37.82	101
Resolving Insolvency	25.50	3

La Paz



Country: Mexico

State: Baja California Sur

Population: 789,541

Income Per Capita: \$2,831

2019 EASE OF DOING
BUSINESS SCORE

45.66

2019 EASE OF DOING
BUSINESS RANK

97

2019 EASE OF DOING BUSINESS SCORE COMPARISON

(out of 100)

45.47	45.51	45.66	45.96	46.00
Querétaro, QT Rank 99	Guadalajara, JA Rank 98	La Paz, BS Rank 97	Tepic, NA Rank 96	Colima, CL Rank 95

Category	2019 Score	2019 Rank
Starting a Business	82.15	47
Employing Workers	45.06	82
Getting Electricity	59.87	100
Registering Property	44.59	68
Paying Taxes	29.83	112
Resolving Insolvency	25.50	3

León



Country: Mexico
State: Guanajuato
Population: 1,239,000
Income Per Capita: \$2,434

2019 EASE OF DOING
BUSINESS SCORE

50.62

2019 EASE OF DOING
BUSINESS RANK

81

2019 EASE OF DOING BUSINESS SCORE COMPARISON (out of 100)

48.89	48.91	50.62	52.33	52.44
Piedras Negras, CO Rank 83	Apizaco, TL Rank 82	León, GT Rank 81	Tijuana, BC Rank 80	Cuernavaca, MO Rank 79

Category	2019 Score	2019 Rank
Starting a Business	74.24	74
Employing Workers	44.30	85
Getting Electricity	67.72	84
Registering Property	44.59	77
Paying Taxes	52.53	76
Resolving Insolvency	25.50	3

Mérida



Country: Mexico
State: Yucatán
Population: 777,615
Income Per Capita: \$1,963

2019 EASE OF DOING
BUSINESS SCORE

45.14

2019 EASE OF DOING
BUSINESS RANK

100

2019 EASE OF DOING BUSINESS SCORE COMPARISON

(out of 100)

44.86	44.99	45.14	45.47	45.51
Acapulco, GR Rank 102	Morelia, MI Rank 101	Mérida, YU Rank 100	Querétaro, QT Rank 99	Guadalajara, JA Rank 98

Category	2019 Score	2019 Rank
Starting a Business	47.41	99
Employing Workers	43.01	96
Getting Electricity	60.63	97
Registering Property	44.59	102
Paying Taxes	43.33	90
Resolving Insolvency	25.50	3

Mexico City



Country: Mexico
State: Mexico City
Population: 8,855,000
Income Per Capita: \$3,287

2019 EASE OF DOING
BUSINESS SCORE

42.44

2019 EASE OF DOING
BUSINESS RANK

111

2019 EASE OF DOING BUSINESS SCORE COMPARISON (out of 100)

42.18	42.18	42.44	42.71	42.81
Pachuca, HG Rank 113	Boca del Rio, VE Rank 112	Mexico City, DF Rank 111	Saltillo, CO Rank 110	Hermosillo, SO Rank 109

Category	2019 Score	2019 Rank
Starting a Business	76.54	70
Employing Workers	40.58	110
Getting Electricity	59.78	101
Registering Property	44.59	87
Paying Taxes	54.10	74
Resolving Insolvency	25.50	3

Monterrey



Country: Mexico
State: Nuevo León
Population: 1,136,000
Income Per Capita: \$4,598

2019 EASE OF DOING
BUSINESS SCORE

44.05

2019 EASE OF DOING
BUSINESS RANK

104

2019 EASE OF DOING BUSINESS SCORE COMPARISON (out of 100)

43.70	44.01	44.05	44.64	44.86
Nezahualcóyotl, EM Rank 106	Tuxtla Gutiérrez, CS Rank 105	Monterrey, NL Rank 104	Reynosa, TM Rank 103	Acapulco, GR Rank 102

Category	2019 Score	2019 Rank
Starting a Business	82.15	47
Employing Workers	39.79	115
Getting Electricity	59.10	105
Registering Property	44.59	92
Paying Taxes	56.30	69
Resolving Insolvency	25.50	3

Morelia



Country: Mexico

State: Michoacán

Population: 597,511

Income Per Capita: \$1,442

2019 EASE OF DOING
BUSINESS SCORE

44.99

2019 EASE OF DOING
BUSINESS RANK

101

2019 EASE OF DOING BUSINESS SCORE COMPARISON

(out of 100)

44.64	44.86	44.99	45.14	45.47
Reynosa, TM Rank 103	Acapulco, GR Rank 102	Morelia, MI Rank 101	Mérida, YU Rank 100	Querétaro, QT Rank 99

Category	2019 Score	2019 Rank
Starting a Business	17.75	113
Employing Workers	42.26	104
Getting Electricity	66.58	88
Registering Property	44.59	88
Paying Taxes	43.05	92
Resolving Insolvency	25.50	3

Naucalpan



Country: Mexico

State: México

Population: 792,211

Income Per Capita: \$1,814

2019 EASE OF DOING BUSINESS SCORE

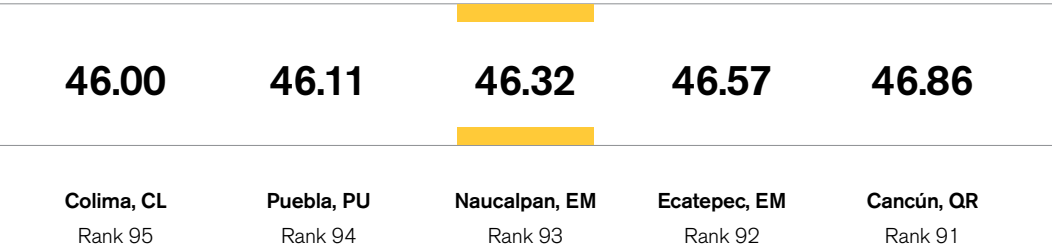
46.32

2019 EASE OF DOING BUSINESS RANK

93


2019 EASE OF DOING BUSINESS SCORE COMPARISON

(out of 100)



Category	2019 Score	2019 Rank
Starting a Business	69.37	84
Employing Workers	42.46	101
Getting Electricity	61.29	95
Registering Property	44.59	84
Paying Taxes	36.21	104
Resolving Insolvency	25.50	3

Nezahualcóyotl



Country: Mexico
State: México
Population: 1,105,000
Income Per Capita: \$1,814

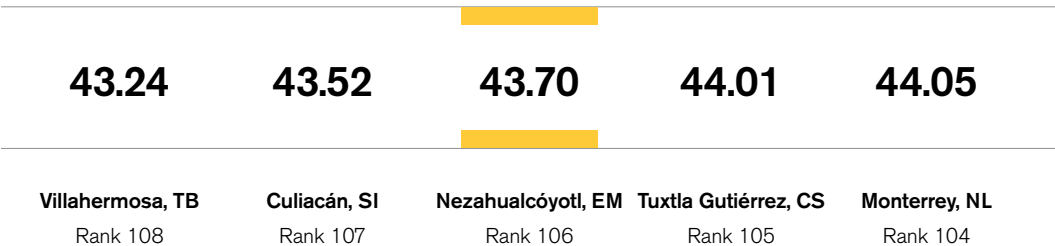
2019 EASE OF DOING
BUSINESS SCORE

43.70

2019 EASE OF DOING
BUSINESS RANK

106

2019 EASE OF DOING BUSINESS SCORE COMPARISON (out of 100)



Category	2019 Score	2019 Rank
Starting a Business	67.37	86
Employing Workers	42.46	102
Getting Electricity	61.03	96
Registering Property	44.59	85
Paying Taxes	36.21	104
Resolving Insolvency	25.50	3

Oaxaca



Country: Mexico

State: Oaxaca

Population: 255,029

Income Per Capita: \$1,114

2019 EASE OF DOING BUSINESS SCORE

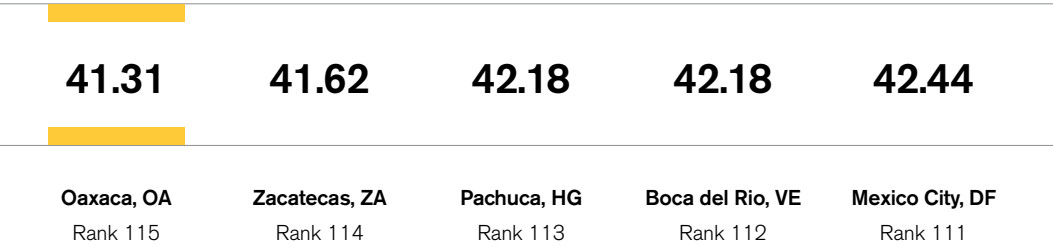
41.31

2019 EASE OF DOING BUSINESS RANK

115

2019 EASE OF DOING BUSINESS SCORE COMPARISON

(out of 100)



Category	2019 Score	2019 Rank
Starting a Business	55.50	95
Employing Workers	40.37	111
Getting Electricity	58.19	107
Registering Property	44.59	93
Paying Taxes	39.71	97
Resolving Insolvency	25.50	3

Pachuca



Country: Mexico
State: Hidalgo
Population: 256,584
Income Per Capita: \$1,485

2019 EASE OF DOING
BUSINESS SCORE

42.18

2019 EASE OF DOING
BUSINESS RANK

113

2019 EASE OF DOING BUSINESS SCORE COMPARISON

(out of 100)

41.31	41.62	42.18	42.18	42.44
Oaxaca, OA Rank 115	Zacatecas, ZA Rank 114	Pachuca, HG Rank 113	Boca del Rio, VE Rank 112	Mexico City, DF Rank 111

Category	2019 Score	2019 Rank
Starting a Business	00.00	115
Employing Workers	43.94	89
Getting Electricity	68.45	82
Registering Property	44.59	81
Paying Taxes	40.27	96
Resolving Insolvency	25.50	3

Piedras Negras



Country: Mexico
State: Coahuila
Population: 150,178
Income Per Capita: \$2,157

2019 EASE OF DOING
BUSINESS SCORE

48.89

2019 EASE OF DOING
BUSINESS RANK

83

2019 EASE OF DOING BUSINESS SCORE COMPARISON (out of 100)



Category	2019 Score	2019 Rank
Starting a Business	20.14	110
Employing Workers	43.61	92
Getting Electricity	69.84	79
Registering Property	44.59	73
Paying Taxes	33.01	110
Resolving Insolvency	25.50	3

Puebla



Country: Mexico
State: Puebla
Population: 1,576,000
Income Per Capita: \$1,409

2019 EASE OF DOING
BUSINESS SCORE

46.11

2019 EASE OF DOING
BUSINESS RANK

94

2019 EASE OF DOING BUSINESS SCORE COMPARISON (out of 100)

45.96	46.00	46.11	46.32	46.57
Tepic, NA Rank 96	Colima, CL Rank 95	Puebla, PU Rank 94	Naucalpan, EM Rank 93	Ecatepec, EM Rank 92

Category	2019 Score	2019 Rank
Starting a Business	23.35	109
Employing Workers	44.18	86
Getting Electricity	67.35	85
Registering Property	44.59	94
Paying Taxes	17.52	114
Resolving Insolvency	25.50	3

Querétaro



Country: Mexico

State: Querétaro

Population: 626,495

Income Per Capita: \$2,380

2019 EASE OF DOING
BUSINESS SCORE

45.47

2019 EASE OF DOING
BUSINESS RANK

99

2019 EASE OF DOING BUSINESS SCORE COMPARISON (out of 100)

44.99	45.14	45.47	45.51	45.66
Morelia, MI Rank 101	Mérida, YU Rank 100	Querétaro, QT Rank 99	Guadalajara, JA Rank 98	La Paz, BS Rank 97

Category	2019 Score	2019 Rank
Starting a Business	82.15	47
Employing Workers	44.89	84
Getting Electricity	66.88	87
Registering Property	44.59	95
Paying Taxes	25.19	113
Resolving Insolvency	25.50	3

Reynosa



Country: Mexico
State: Tamaulipas
Population: 612,183
Income Per Capita: \$2,230

2019 EASE OF DOING
BUSINESS SCORE

44.64

2019 EASE OF DOING
BUSINESS RANK

103

2019 EASE OF DOING BUSINESS SCORE COMPARISON (out of 100)

44.01	44.05	44.64	44.86	44.99
Tuxtla Gutiérrez, CS Rank 105	Monterrey, NL Rank 104	Reynosa, TM Rank 103	Acapulco, GR Rank 102	Morelia, MI Rank 101

Category	2019 Score	2019 Rank
Starting a Business	17.97	112
Employing Workers	43.81	90
Getting Electricity	70.32	78
Registering Property	44.59	99
Paying Taxes	51.72	79
Resolving Insolvency	25.50	3

Saltillo



Country: Mexico
State: Coahuila
Population: 709,671
Income Per Capita: \$2,157

2019 EASE OF DOING
BUSINESS SCORE

42.71

2019 EASE OF DOING
BUSINESS RANK

110

2019 EASE OF DOING BUSINESS SCORE COMPARISON (out of 100)

42.18	42.44	42.71	42.81	43.24
Boca del Rio, VE Rank 112	Mexico City, DF Rank 111	Saltillo, CO Rank 110	Hermosillo, SO Rank 109	Villahermosa, TB Rank 108

Category	2019 Score	2019 Rank
Starting a Business	77.77	69
Employing Workers	43.61	93
Getting Electricity	69.84	80
Registering Property	44.59	74
Paying Taxes	33.01	111
Resolving Insolvency	25.50	3

San Luis Potosí



Country: Mexico
State: San Luis Potosí
Population: 824,229
Income Per Capita: \$1,606

2019 EASE OF DOING
BUSINESS SCORE

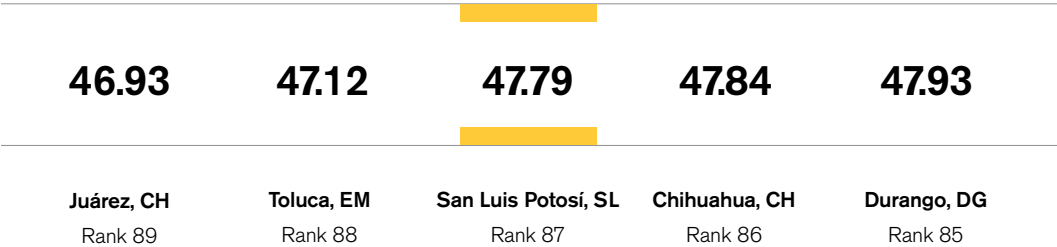
47.79

2019 EASE OF DOING
BUSINESS RANK

87

2019 EASE OF DOING BUSINESS SCORE COMPARISON

(out of 100)



Category	2019 Score	2019 Rank
Starting a Business	59.78	91
Employing Workers	43.32	94
Getting Electricity	68.56	81
Registering Property	44.59	97
Paying Taxes	35.02	109
Resolving Insolvency	25.50	3

San Pedro



Country: Mexico
State: Nuevo León
Population: 122,627
Income Per Capita: \$4,598

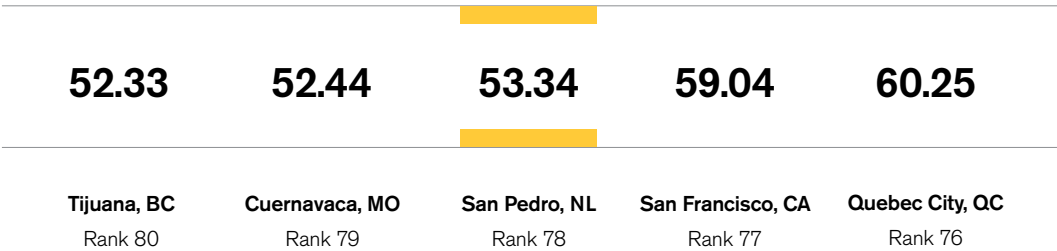
2019 EASE OF DOING
BUSINESS SCORE

53.34

2019 EASE OF DOING
BUSINESS RANK

78

2019 EASE OF DOING BUSINESS SCORE COMPARISON (out of 100)



Category	2019 Score	2019 Rank
Starting a Business	89.27	12
Employing Workers	46.85	78
Getting Electricity	77.69	70
Registering Property	44.59	90
Paying Taxes	38.56	98
Resolving Insolvency	25.50	3

Tepic



Country: Mexico
State: Nayarit
Population: 332,863
Income Per Capita: \$1,927

2019 EASE OF DOING
BUSINESS SCORE

45.96

2019 EASE OF DOING
BUSINESS RANK

96

2019 EASE OF DOING BUSINESS SCORE COMPARISON (out of 100)

45.51	45.66	45.96	46.00	46.11
Guadalajara, JA Rank 98	La Paz, BS Rank 97	Tepic, NA Rank 96	Colima, CL Rank 95	Puebla, PU Rank 94

Category	2019 Score	2019 Rank
Starting a Business	80.94	56
Employing Workers	46.85	79
Getting Electricity	77.69	71
Registering Property	44.59	91
Paying Taxes	38.56	99
Resolving Insolvency	25.50	3

Tijuana



Country: Mexico

State: Baja California

Population: 1,301,000

Income Per Capita: \$2,906

2019 EASE OF DOING BUSINESS SCORE

52.33

2019 EASE OF DOING BUSINESS RANK

80

2019 EASE OF DOING BUSINESS SCORE COMPARISON

(out of 100)

48.91	50.62	52.33	52.44	53.34
Apizaco, TL Rank 82	León, GT Rank 81	Tijuana, BC Rank 80	Cuernavaca, MO Rank 79	San Pedro, NL Rank 78

Category	2019 Score	2019 Rank
Starting a Business	81.12	53
Employing Workers	45.18	81
Getting Electricity	80.51	63
Registering Property	44.59	67
Paying Taxes	40.82	94
Resolving Insolvency	25.50	3

Toluca



Country: Mexico
State: México
Population: 489,333
Income Per Capita: \$1,814

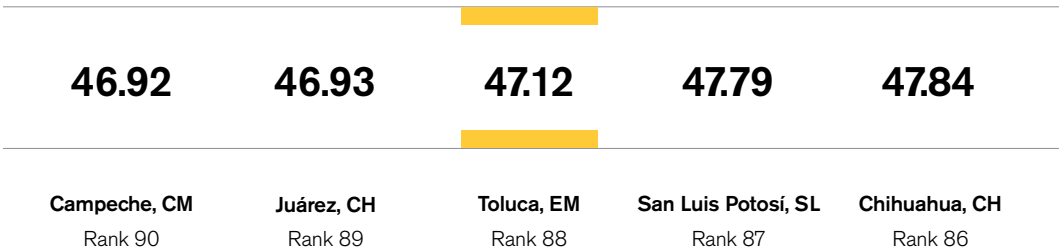
2019 EASE OF DOING
BUSINESS SCORE

47.12

2019 EASE OF DOING
BUSINESS RANK

88

2019 EASE OF DOING BUSINESS SCORE COMPARISON (out of 100)



Category	2019 Score	2019 Rank
Starting a Business	40.73	102
Employing Workers	45.71	80
Getting Electricity	71.19	77
Registering Property	44.59	86
Paying Taxes	10.73	115
Resolving Insolvency	25.50	3

Tuxtla Gutiérrez



Country: Mexico

State: Chiapas

Population: 537,102

Income Per Capita: \$979

2019 EASE OF DOING BUSINESS SCORE

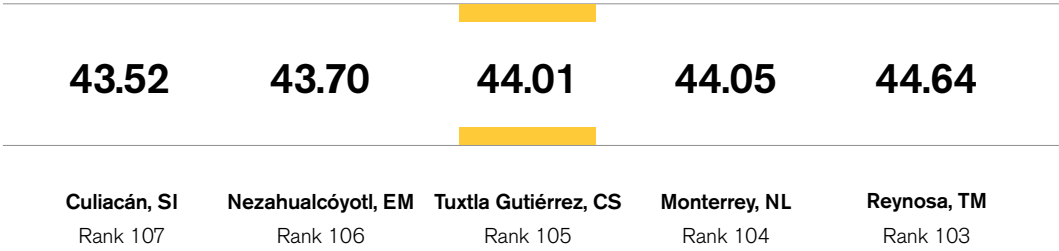
44.01

2019 EASE OF DOING BUSINESS RANK

105

2019 EASE OF DOING BUSINESS SCORE COMPARISON

(out of 100)



Category	2019 Score	2019 Rank
Starting a Business	40.49	103
Employing Workers	39.79	113
Getting Electricity	59.10	104
Registering Property	44.59	70
Paying Taxes	55.68	70
Resolving Insolvency	25.50	3

Villahermosa



Country: Mexico
State: Tabasco
Population: 353,577
Income Per Capita: \$1,699

2019 EASE OF DOING
BUSINESS SCORE

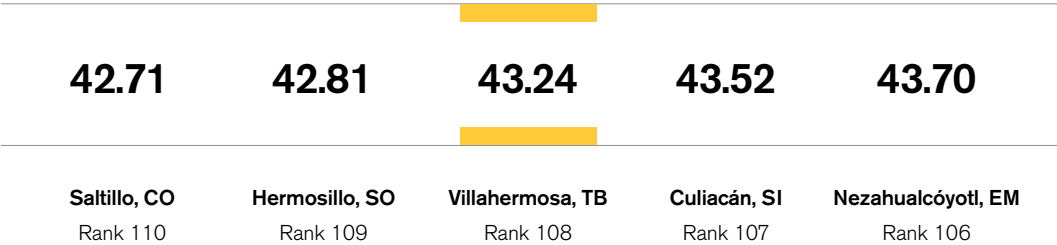
43.24

2019 EASE OF DOING
BUSINESS RANK

108

2019 EASE OF DOING BUSINESS SCORE COMPARISON

(out of 100)



Category	2019 Score	2019 Rank
Starting a Business	19.16	111
Employing Workers	41.97	105
Getting Electricity	65.64	89
Registering Property	44.59	98
Paying Taxes	51.61	80
Resolving Insolvency	25.50	3

Zacatecas



Country: Mexico
State: Zacatecas
Population: 1,579,000
Income Per Capita: \$1,587

2019 EASE OF DOING
BUSINESS SCORE

41.62

2019 EASE OF DOING
BUSINESS RANK

114

2019 EASE OF DOING BUSINESS SCORE COMPARISON (out of 100)

41.31	41.62	42.18	42.18	42.44
Oaxaca, OA Rank 115	Zacatecas, ZA Rank 114	Pachuca, HG Rank 113	Boca del Rio, VE Rank 112	Mexico City, DF Rank 111

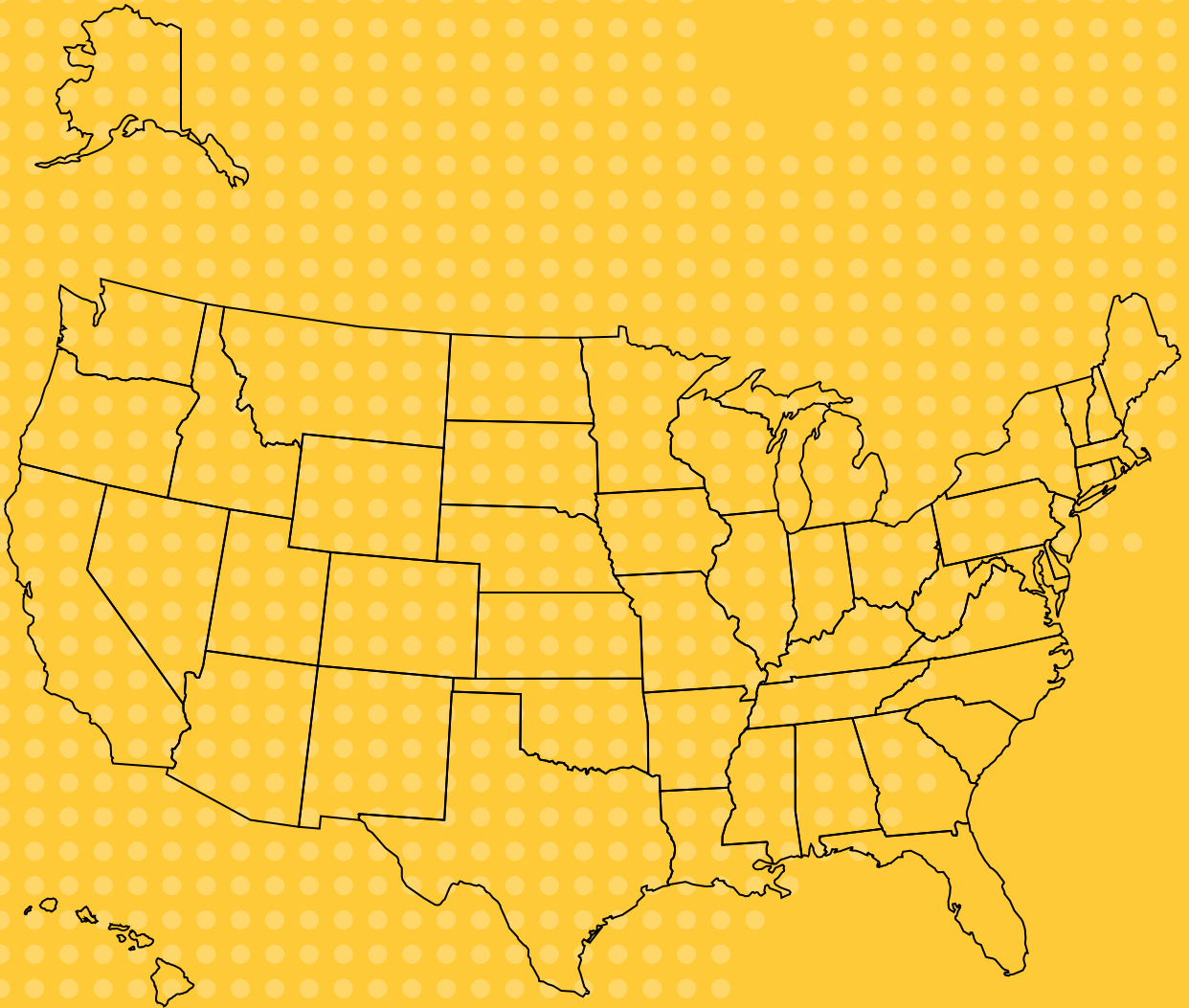
Category	2019 Score	2019 Rank
Starting a Business	16.21	114
Employing Workers	41.42	107
Getting Electricity	59.23	102
Registering Property	44.59	103
Paying Taxes	50.41	81
Resolving Insolvency	25.50	3



United States



Doing Business North America



Albuquerque



Country: United States
State: New Mexico
Population: 560,218
Income Per Capita: \$28,230

2019 EASE OF DOING
BUSINESS SCORE

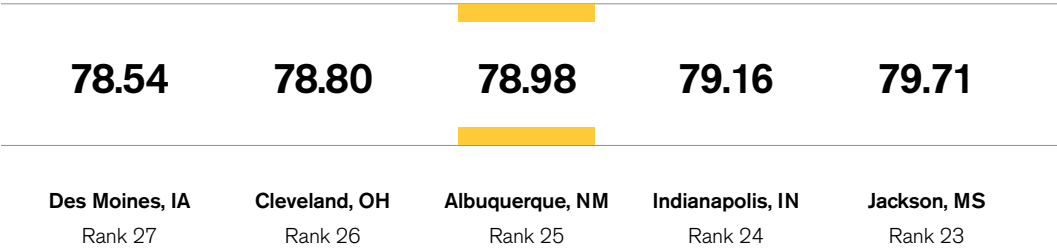
78.98

2019 EASE OF DOING
BUSINESS RANK

25

2019 EASE OF DOING BUSINESS SCORE COMPARISON

(out of 100)



Category	2019 Score	2019 Rank
Starting a Business	87.42	22
Employing Workers	82.76	24
Getting Electricity	85.57	51
Registering Property	73.55	17
Paying Taxes	49.38	83
Resolving Insolvency	91.91	1

Anchorage



Country: United States

State: Alaska

Population: 291,538

Income Per Capita: \$38,977

2019 EASE OF DOING
BUSINESS SCORE

81.16

2019 EASE OF DOING
BUSINESS RANK

15

2019 EASE OF DOING BUSINESS SCORE COMPARISON

(out of 100)

80.86	81.08	81.16	81.56	81.77
Wilmington, DE Rank 17	Louisville, KY Rank 16	Anchorage, AK Rank 15	Columbus, OH Rank 14	Las Vegas, NV Rank 13

Category	2019 Score	2019 Rank
Starting a Business	87.64	20
Employing Workers	84.25	11
Getting Electricity	77.48	72
Registering Property	65.70	27
Paying Taxes	69.63	41
Resolving Insolvency	91.91	1

Arlington



Country: United States

State: Virginia

Population: 234,965

Income Per Capita: \$67,061

2019 EASE OF DOING
BUSINESS SCORE

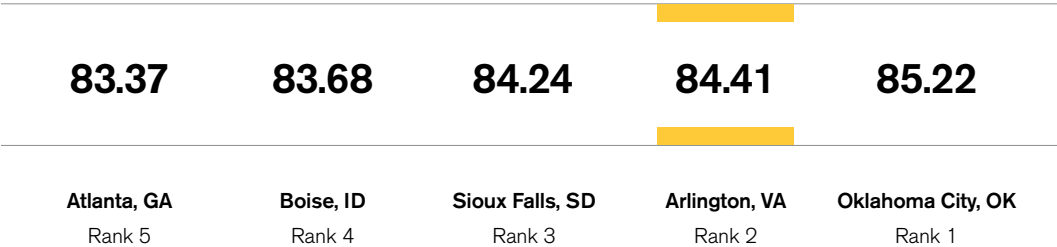
84.41

2019 EASE OF DOING
BUSINESS RANK

2

2019 EASE OF DOING BUSINESS SCORE COMPARISON

(out of 100)



Category	2019 Score	2019 Rank
Starting a Business	84.45	36
Employing Workers	87.26	1
Getting Electricity	81.84	61
Registering Property	76.28	15
Paying Taxes	74.85	17
Resolving Insolvency	91.91	1

Atlanta



Country: United States
State: Georgia
Population: 498,044
Income Per Capita: \$40,595

2019 EASE OF DOING
BUSINESS SCORE

83.37

2019 EASE OF DOING
BUSINESS RANK

5

2019 EASE OF DOING BUSINESS SCORE COMPARISON
(out of 100)

82.89	82.97	83.37	83.68	84.24
Houston, TX Rank 7	Charlotte, NC Rank 6	Atlanta, GA Rank 5	Boise, ID Rank 4	Sioux Falls, SD Rank 3

Category	2019 Score	2019 Rank
Starting a Business	79.31	62
Employing Workers	85.80	2
Getting Electricity	88.53	39
Registering Property	76.87	14
Paying Taxes	72.39	27
Resolving Insolvency	91.91	1

Austin



Country: United States

State: Texas

Population: 964,254

Income Per Capita: \$37,888

2019 EASE OF DOING
BUSINESS SCORE

76.34

2019 EASE OF DOING
BUSINESS RANK

41

2019 EASE OF DOING BUSINESS SCORE COMPARISON

(out of 100)

75.89	76.21	76.34	76.41	76.72
Portland, OR Rank 43	Denver, CO Rank 42	Austin, TX Rank 41	Minneapolis, MN Rank 40	Portland, ME Rank 39

Category	2019 Score	2019 Rank
Starting a Business	91.28	7
Employing Workers	74.00	51
Getting Electricity	89.40	32
Registering Property	46.85	60
Paying Taxes	74.60	19
Resolving Insolvency	91.91	1

Baltimore



Country: United States

State: Maryland

Population: 602,495

Income Per Capita: \$28,488

2019 EASE OF DOING
BUSINESS SCORE

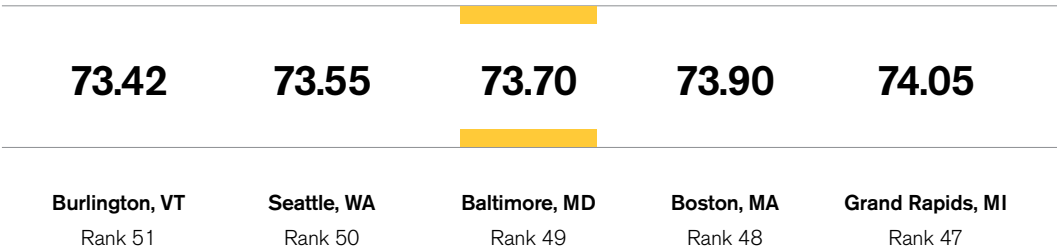
73.70

2019 EASE OF DOING
BUSINESS RANK

49

2019 EASE OF DOING BUSINESS SCORE COMPARISON

(out of 100)



Category	2019 Score	2019 Rank
Starting a Business	70.63	81
Employing Workers	77.46	39
Getting Electricity	98.46	3
Registering Property	43.93	104
Paying Taxes	58.09	65
Resolving Insolvency	91.91	1

Billings



Country: United States
State: Montana
Population: 109,550
Income Per Capita: \$31,854

2019 EASE OF DOING
BUSINESS SCORE

78.16

2019 EASE OF DOING
BUSINESS RANK

30

2019 EASE OF DOING BUSINESS SCORE COMPARISON

(out of 100)

77.89	77.91	78.16	78.18	78.35
Honolulu, HI Rank 32	St. Louis, MO Rank 31	Billings, MO Rank 30	New Orleans, LA Rank 29	Wichita, KS Rank 28

Category	2019 Score	2019 Rank
Starting a Business	83.10	44
Employing Workers	78.81	36
Getting Electricity	84.94	54
Registering Property	54.18	53
Paying Taxes	74.58	20
Resolving Insolvency	91.91	1

Birmingham



Country: United States

State: Alabama

Population: 209,880

Income Per Capita: \$21,851

2019 EASE OF DOING
BUSINESS SCORE

79.72

2019 EASE OF DOING
BUSINESS RANK

22

2019 EASE OF DOING BUSINESS SCORE COMPARISON

(out of 100)

79.16	79.71	79.72	79.98	80.52
Indianapolis, IN Rank 24	Jackson, MS Rank 23	Birmingham, AL Rank 22	Manchester, NH Rank 21	Phoenix, AZ Rank 20

Category	2019 Score	2019 Rank
Starting a Business	80.60	58
Employing Workers	82.64	26
Getting Electricity	83.40	57
Registering Property	59.47	40
Paying Taxes	71.76	29
Resolving Insolvency	91.91	1

Boise



Country: United States
State: Idaho
Population: 228,790
Income Per Capita: \$32,147

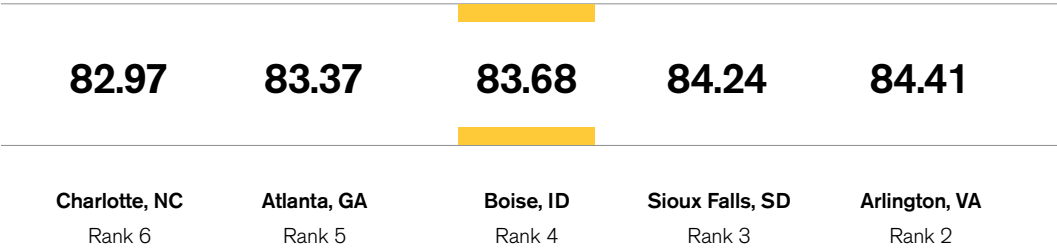
2019 EASE OF DOING
BUSINESS SCORE

83.68

2019 EASE OF DOING
BUSINESS RANK

4

2019 EASE OF DOING BUSINESS SCORE COMPARISON
(out of 100)



Category	2019 Score	2019 Rank
Starting a Business	71.33	79
Employing Workers	82.69	25
Getting Electricity	94.03	10
Registering Property	93.72	1
Paying Taxes	72.74	24
Resolving Insolvency	91.91	1

Boston



Country: United States

State: Massachusetts

Population: 694,583

Income Per Capita: \$39,686


2019 EASE OF DOING
BUSINESS SCORE

73.90

2019 EASE OF DOING
BUSINESS RANK

48

2019 EASE OF DOING BUSINESS SCORE COMPARISON (out of 100)



Category	2019 Score	2019 Rank
Starting a Business	81.90	51
Employing Workers	74.69	50
Getting Electricity	79.66	67
Registering Property	43.91	105
Paying Taxes	69.41	44
Resolving Insolvency	91.91	1

Bridgeport



Country: United States

State: Connecticut

Population: 144,900

Income Per Capita: \$22,806

2019 EASE OF DOING
BUSINESS SCORE

70.71

2019 EASE OF DOING
BUSINESS RANK

57

2019 EASE OF DOING BUSINESS SCORE COMPARISON

(out of 100)

69.41	70.12	70.71	70.75	70.78
Rochester, NY Rank 59	Calgary, AB Rank 58	Bridgeport, CT Rank 57	Newark, NJ Rank 56	Detroit, MI Rank 55

Category	2019 Score	2019 Rank
Starting a Business	71.45	78
Employing Workers	69.90	53
Getting Electricity	88.11	42
Registering Property	60.12	39
Paying Taxes	54.14	73
Resolving Insolvency	91.91	1

Buffalo



Country: United States

State: New York

Population: 256,304

Income Per Capita: \$22,294

2019 EASE OF DOING
BUSINESS SCORE

65.25

2019 EASE OF DOING
BUSINESS RANK

68

2019 EASE OF DOING BUSINESS SCORE COMPARISON (out of 100)

65.17	65.20	65.25	65.29	66.19
Winnipeg, MB Rank 70	Moncton, NB Rank 69	Buffalo, NY Rank 68	Edmonton, AB Rank 67	Vancouver, BC Rank 66

Category	2019 Score	2019 Rank
Starting a Business	80.66	57
Employing Workers	62.44	67
Getting Electricity	93.57	12
Registering Property	12.73	114
Paying Taxes	66.07	53
Resolving Insolvency	91.91	1

Burlington



Country: United States

State: Vermont

Population: 42,899

Income Per Capita: \$26,011

2019 EASE OF DOING
BUSINESS SCORE

73.42

2019 EASE OF DOING
BUSINESS RANK

51

2019 EASE OF DOING BUSINESS SCORE COMPARISON

(out of 100)

71.77	73.41	73.42	73.55	73.70
Halifax, NS Rank 53	Providence, RI Rank 52	Burlington, VT Rank 51	Seattle, WA Rank 50	Baltimore, MD Rank 49

Category	2019 Score	2019 Rank
Starting a Business	87.54	21
Employing Workers	69.66	55
Getting Electricity	77.12	73
Registering Property	61.47	37
Paying Taxes	66.24	52
Resolving Insolvency	91.91	1

Charleston



Country: United States

State: South Carolina

Population: 136,208

Income Per Capita: \$35,587

2019 EASE OF DOING
BUSINESS SCORE

82.00

2019 EASE OF DOING
BUSINESS RANK

10

2019 EASE OF DOING BUSINESS SCORE COMPARISON (out of 100)

81.81	81.88	82.00	82.14	82.41
Fargo, ND Rank 12	Charleston, WV Rank 11	Charleston, SC Rank 10	Virginia Beach, VA Rank 9	Cheyenne, WY Rank 8

Category	2019 Score	2019 Rank
Starting a Business	88.25	13
Employing Workers	80.11	34
Getting Electricity	85.68	50
Registering Property	83.78	8
Paying Taxes	70.83	31
Resolving Insolvency	91.91	1

Charleston



Country: United States
State: West Virginia
Population: 47,215
Income Per Capita: \$33,833

2019 EASE OF DOING
BUSINESS SCORE

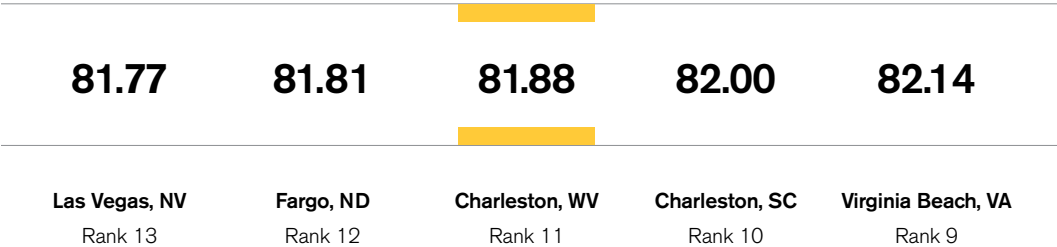
81.88

2019 EASE OF DOING
BUSINESS RANK

11

2019 EASE OF DOING BUSINESS SCORE COMPARISON

(out of 100)



Category	2019 Score	2019 Rank
Starting a Business	87.74	18
Employing Workers	84.15	14
Getting Electricity	85.51	53
Registering Property	67.05	24
Paying Taxes	69.89	39
Resolving Insolvency	91.91	1

Charlotte



Country: United States

State: North Carolina

Population: 872,498

Income Per Capita: \$34,687

2019 EASE OF DOING
BUSINESS SCORE

82.97

2019 EASE OF DOING
BUSINESS RANK

6

2019 EASE OF DOING BUSINESS SCORE COMPARISON (out of 100)

82.41	82.89	82.97	83.37	83.68
Cheyenne, WY Rank 8	Houston, TX Rank 7	Charlotte, NC Rank 6	Atlanta, GA Rank 5	Boise, ID Rank 4

Category	2019 Score	2019 Rank
Starting a Business	82.66	45
Employing Workers	85.18	4
Getting Electricity	90.73	21
Registering Property	62.26	35
Paying Taxes	78.92	8
Resolving Insolvency	91.91	1

Cheyenne



Country: United States

State: Wyoming

Population: 63,957

Income Per Capita: \$31,981

2019 EASE OF DOING
BUSINESS SCORE

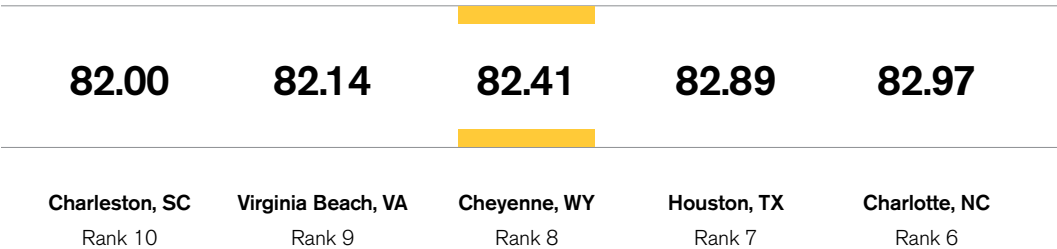
82.41

2019 EASE OF DOING
BUSINESS RANK

8

2019 EASE OF DOING BUSINESS SCORE COMPARISON

(out of 100)



Category	2019 Score	2019 Rank
Starting a Business	81.07	55
Employing Workers	84.81	6
Getting Electricity	88.39	40
Registering Property	49.91	56
Paying Taxes	87.82	2
Resolving Insolvency	91.91	1

Chicago



Country: United States

State: Illinois

Population: 2,705,994

Income Per Capita: \$32,560

2019 EASE OF DOING
BUSINESS SCORE

75.04

2019 EASE OF DOING
BUSINESS RANK

45

2019 EASE OF DOING BUSINESS SCORE COMPARISON (out of 100)

74.05	74.44	75.04	75.39	75.89
Grand Rapids, MI Rank 47	Little Rock, AR Rank 46	Chicago, IL Rank 45	Milwaukee, WI Rank 44	Portland, OR Rank 43

Category	2019 Score	2019 Rank
Starting a Business	70.14	83
Employing Workers	77.17	41
Getting Electricity	98.37	4
Registering Property	63.06	32
Paying Taxes	54.42	72
Resolving Insolvency	91.91	1

Cleveland



Country: United States
State: Ohio
Population: 383,793
Income Per Capita: \$18,844

2019 EASE OF DOING
BUSINESS SCORE

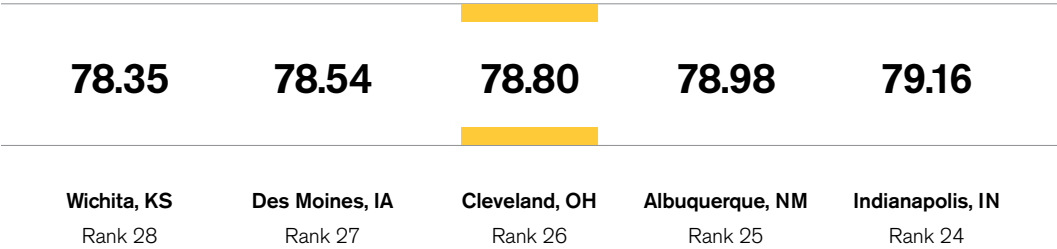
78.80

2019 EASE OF DOING
BUSINESS RANK

26

2019 EASE OF DOING BUSINESS SCORE COMPARISON

(out of 100)



Category	2019 Score	2019 Rank
Starting a Business	86.82	30
Employing Workers	80.13	33
Getting Electricity	79.85	66
Registering Property	50.55	55
Paying Taxes	77.29	11
Resolving Insolvency	91.91	1

Columbus



Country: United States

State: Ohio

Population: 892,533

Income Per Capita: \$26,778

2019 EASE OF DOING
BUSINESS SCORE

81.56

2019 EASE OF DOING
BUSINESS RANK

14

2019 EASE OF DOING BUSINESS SCORE COMPARISON

(out of 100)

81.08	81.16	81.56	81.77	81.81
Louisville, KY Rank 16	Anchorage, AK Rank 15	Columbus, OH Rank 14	Las Vegas, NV Rank 13	Fargo, ND Rank 12

Category	2019 Score	2019 Rank
Starting a Business	87.26	26
Employing Workers	82.90	23
Getting Electricity	83.02	58
Registering Property	73.68	16
Paying Taxes	68.33	48
Resolving Insolvency	91.91	1

Dallas



Country: United States

State: Texas

Population: 1,345,047

Income Per Capita: \$31,260

2019 EASE OF DOING
BUSINESS SCORE

77.42

2019 EASE OF DOING
BUSINESS RANK

36

2019 EASE OF DOING BUSINESS SCORE COMPARISON

(out of 100)

76.88	77.10	77.42	77.49	77.82
Omaha, NE Rank 38	Jacksonville, FL Rank 37	Dallas, TX Rank 36	Tampa, FL Rank 35	Orlando, FL Rank 34

Category	2019 Score	2019 Rank
Starting a Business	91.07	8
Employing Workers	77.16	42
Getting Electricity	90.05	25
Registering Property	54.63	52
Paying Taxes	71.64	30
Resolving Insolvency	91.91	1

Denver



Country: United States

State: Colorado

Population: 716,492

Income Per Capita: \$38,991

2019 EASE OF DOING
BUSINESS SCORE

76.21

2019 EASE OF DOING
BUSINESS RANK

42

2019 EASE OF DOING BUSINESS SCORE COMPARISON (out of 100)

75.39	75.89	76.21	76.34	76.41
Milwaukee, WI Rank 44	Portland, OR Rank 43	Denver, CO Rank 42	Austin, TX Rank 41	Minneapolis, MN Rank 40

Category	2019 Score	2019 Rank
Starting a Business	83.98	39
Employing Workers	81.55	29
Getting Electricity	25.25	113
Registering Property	70.50	20
Paying Taxes	68.95	46
Resolving Insolvency	91.91	1

Des Moines



Country: United States

State: Iowa

Population: 216,853

Income Per Capita: \$26,494

2019 EASE OF DOING
BUSINESS SCORE

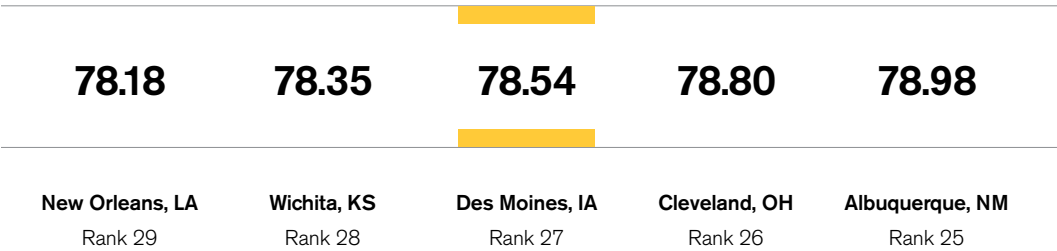
78.54

2019 EASE OF DOING
BUSINESS RANK

27

2019 EASE OF DOING BUSINESS SCORE COMPARISON

(out of 100)



Category	2019 Score	2019 Rank
Starting a Business	84.00	38
Employing Workers	81.12	32
Getting Electricity	92.44	14
Registering Property	57.35	45
Paying Taxes	62.99	58
Resolving Insolvency	91.91	1

Detroit



Country: United States

State: Michigan

Population: 672,662

Income Per Capita: \$27,838

2019 EASE OF DOING BUSINESS SCORE

70.78

2019 EASE OF DOING BUSINESS RANK

55

2019 EASE OF DOING BUSINESS SCORE COMPARISON
(out of 100)

70.71	70.75	70.78	70.89	71.77
Bridgeport, CT Rank 57	Newark, NJ Rank 56	Detroit, MI Rank 55	San Antonio, TX Rank 54	Halifax, NS Rank 53

Category	2019 Score	2019 Rank
Starting a Business	87.90	16
Employing Workers	77.00	44
Getting Electricity	16.91	114
Registering Property	63.55	31
Paying Taxes	54.00	75
Resolving Insolvency	91.91	1

Fargo



Country: United States

State: North Dakota

Population: 124,844

Income Per Capita: \$31,866

2019 EASE OF DOING
BUSINESS SCORE

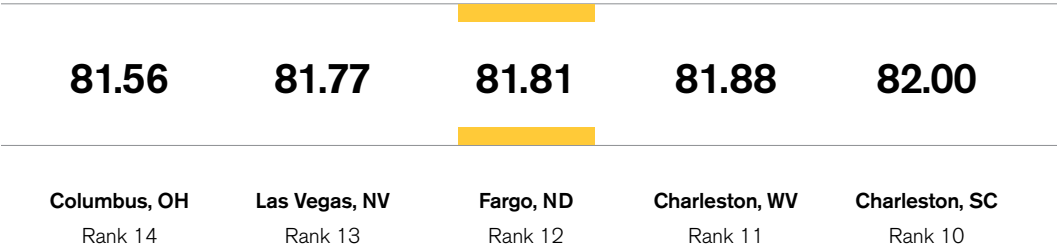
81.81

2019 EASE OF DOING
BUSINESS RANK

12

2019 EASE OF DOING BUSINESS SCORE COMPARISON

(out of 100)



Columbus, OH
Rank 14

Las Vegas, NV
Rank 13

Fargo, ND
Rank 12

Charleston, WV
Rank 11

Charleston, SC
Rank 10

Category	2019 Score	2019 Rank
Starting a Business	87.41	24
Employing Workers	84.79	7
Getting Electricity	90.49	22
Registering Property	46.45	61
Paying Taxes	80.50	7
Resolving Insolvency	91.91	1

Grand Rapids



Country: United States

State: Michigan

Population: 200,217

Income Per Capita: \$23,225

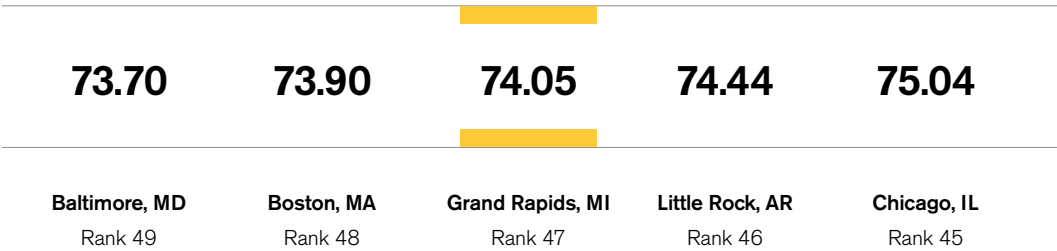
**2019 EASE OF DOING
BUSINESS SCORE**

74.05

**2019 EASE OF DOING
BUSINESS RANK**

47

2019 EASE OF DOING BUSINESS SCORE COMPARISON (out of 100)



Category	2019 Score	2019 Rank
Starting a Business	87.82	17
Employing Workers	76.37	45
Getting Electricity	83.63	56
Registering Property	29.21	110
Paying Taxes	69.62	42
Resolving Insolvency	91.91	1

Honolulu



Country: United States

State: Hawaii

Population: 347,397

Income Per Capita: \$33,776

**2019 EASE OF DOING
BUSINESS SCORE**

77.89

**2019 EASE OF DOING
BUSINESS RANK**

32

2019 EASE OF DOING BUSINESS SCORE COMPARISON (out of 100)

77.82	77.86	77.89	77.91	78.16
Orlando, FL Rank 34	Miami, FL Rank 33	Honolulu, HI Rank 32	St. Louis, MO Rank 31	Billings, MT Rank 30

Category	2019 Score	2019 Rank
Starting a Business	92.07	5
Employing Workers	83.32	20
Getting Electricity	42.10	110
Registering Property	82.90	9
Paying Taxes	49.93	82
Resolving Insolvency	91.91	1

Houston



Country: United States

State: Texas

Population: 2,325,502

Income Per Capita: \$24,325

2019 EASE OF DOING
BUSINESS SCORE

82.89

2019 EASE OF DOING
BUSINESS RANK

7

2019 EASE OF DOING BUSINESS SCORE COMPARISON

(out of 100)

82.14	82.41	82.89	82.97	83.37
Virginia Beach, VA Rank 9	Cheyenne, WY Rank 8	Houston, TX Rank 7	Charlotte, NC Rank 6	Atlanta, GA Rank 5

Category	2019 Score	2019 Rank
Starting a Business	90.74	10
Employing Workers	81.19	31
Getting Electricity	89.24	35
Registering Property	79.66	12
Paying Taxes	73.01	23
Resolving Insolvency	91.91	1

Indianapolis



Country: United States
State: Indiana
Population: 867,125
Income Per Capita: \$26,232

2019 EASE OF DOING
BUSINESS SCORE

79.16

2019 EASE OF DOING
BUSINESS RANK

24

2019 EASE OF DOING BUSINESS SCORE COMPARISON (out of 100)

78.80	78.98	79.16	79.71	79.72
Cleveland, OH Rank 26	Albuquerque, NM Rank 25	Indianapolis, IN Rank 24	Jackson, MS Rank 23	Birmingham, AL Rank 22

Category	2019 Score	2019 Rank
Starting a Business	83.76	41
Employing Workers	77.10	43
Getting Electricity	85.52	52
Registering Property	81.46	11
Paying Taxes	65.33	54
Resolving Insolvency	91.91	1

Jackson



Country: United States
State: Mississippi
Population: 164,422
Income Per Capita: \$35,308

2019 EASE OF DOING
BUSINESS SCORE

79.71

2019 EASE OF DOING
BUSINESS RANK

23

2019 EASE OF DOING BUSINESS SCORE COMPARISON
(out of 100)

78.98	79.16	79.71	79.72	79.98
Albuquerque, NM Rank 25	Indianapolis, IN Rank 24	Jackson, MS Rank 23	Birmingham, AL Rank 22	Manchester, NH Rank 21

Category	2019 Score	2019 Rank
Starting a Business	92.08	4
Employing Workers	85.25	3
Getting Electricity	90.99	19
Registering Property	41.00	106
Paying Taxes	64.66	55
Resolving Insolvency	91.91	1

Jacksonville



Country: United States

State: Florida

Population: 903,889

Income Per Capita: \$27,486

2019 EASE OF DOING
BUSINESS SCORE

77.10

2019 EASE OF DOING
BUSINESS RANK

37

2019 EASE OF DOING BUSINESS SCORE COMPARISON

(out of 100)

76.72	76.88	77.10	77.42	77.49
Portland, ME Rank 39	Omaha, NE Rank 38	Jacksonville, FL Rank 37	Dallas, TX Rank 36	Tampa, FL Rank 35

Category	2019 Score	2019 Rank
Starting a Business	78.16	67
Employing Workers	83.14	22
Getting Electricity	80.01	65
Registering Property	55.15	48
Paying Taxes	58.57	64
Resolving Insolvency	91.91	1

Las Vegas



Country: United States

State: Nevada

Population: 644,644

Income Per Capita: \$27,650

2019 EASE OF DOING
BUSINESS SCORE

81.77

2019 EASE OF DOING
BUSINESS RANK

13

2019 EASE OF DOING BUSINESS SCORE COMPARISON
(out of 100)

81.16	81.56	81.77	81.81	81.88
Anchorage, AK Rank 15	Columbus, OH Rank 14	Las Vegas, NV Rank 13	Fargo, ND Rank 12	Charleston, WV Rank 11

Category	2019 Score	2019 Rank
Starting a Business	78.97	63
Employing Workers	83.33	19
Getting Electricity	89.12	36
Registering Property	57.48	43
Paying Taxes	83.71	3
Resolving Insolvency	91.91	1

Little Rock



Country: United States

State: Arkansas

Population: 197,881

Income Per Capita: \$32,719

2019 EASE OF DOING
BUSINESS SCORE

74.44

2019 EASE OF DOING
BUSINESS RANK

46

2019 EASE OF DOING BUSINESS SCORE COMPARISON
(out of 100)



Category	2019 Score	2019 Rank
Starting a Business	34.70	106
Employing Workers	81.81	28
Getting Electricity	88.80	37
Registering Property	54.82	51
Paying Taxes	72.71	25
Resolving Insolvency	91.91	1

Los Angeles



Country: United States

State: California

Population: 3,990,456

Income Per Capita: \$31,563

2019 EASE OF DOING
BUSINESS SCORE

64.31

2019 EASE OF DOING
BUSINESS RANK

72

2019 EASE OF DOING BUSINESS SCORE COMPARISON (out of 100)

62.31	62.64	64.31	64.78	65.17
Ottawa, ON Rank 74	San Diego, CA Rank 73	Los Angeles, CA Rank 72	Saskatoon, SK Rank 71	Winnipeg, MB Rank 70

Category	2019 Score	2019 Rank
Starting a Business	68.30	85
Employing Workers	61.31	69
Getting Electricity	40.44	111
Registering Property	66.22	26
Paying Taxes	70.26	37
Resolving Insolvency	91.91	1

Louisville



Country: United States

State: Kentucky

Population: 620,118

Income Per Capita: \$28,975

2019 EASE OF DOING
BUSINESS SCORE

81.08

2019 EASE OF DOING
BUSINESS RANK

16

2019 EASE OF DOING BUSINESS SCORE COMPARISON
(out of 100)

80.77	80.86	81.08	81.16	81.56
Salt Lake City, UT Rank 18	Wilmington, DE Rank 17	Louisville, KY Rank 16	Anchorage, AK Rank 15	Columbus, OH Rank 14

Category	2019 Score	2019 Rank
Starting a Business	88.02	15
Employing Workers	83.61	16
Getting Electricity	89.46	31
Registering Property	55.48	47
Paying Taxes	72.52	26
Resolving Insolvency	91.91	1

Manchester



Country: United States

State: New Hampshire

Population: 112,525

Income Per Capita: \$29,681

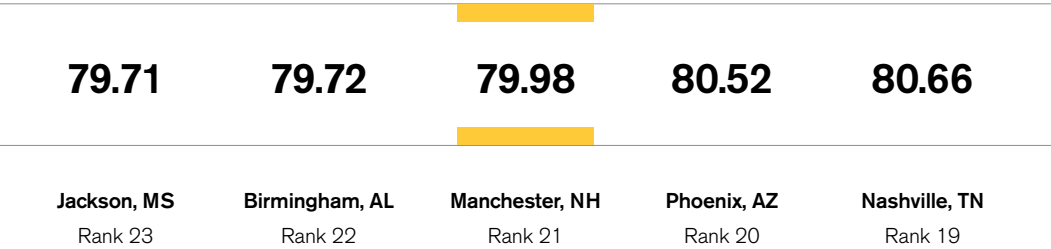
2019 EASE OF DOING BUSINESS SCORE

79.98

2019 EASE OF DOING BUSINESS RANK

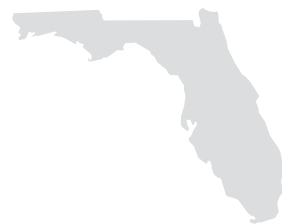
21

2019 EASE OF DOING BUSINESS SCORE COMPARISON
(out of 100)



Category	2019 Score	2019 Rank
Starting a Business	86.73	31
Employing Workers	84.45	9
Getting Electricity	87.06	45
Registering Property	48.83	57
Paying Taxes	69.25	45
Resolving Insolvency	91.91	1

Miami



Country: United States

State: Florida

Population: 470,914

Income Per Capita: \$25,067

2019 EASE OF DOING
BUSINESS SCORE

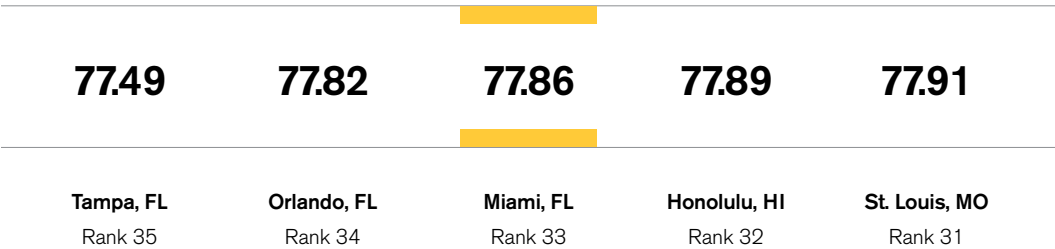
77.86

2019 EASE OF DOING
BUSINESS RANK

33

2019 EASE OF DOING BUSINESS SCORE COMPARISON

(out of 100)



Category	2019 Score	2019 Rank
Starting a Business	78.00	68
Employing Workers	82.52	27
Getting Electricity	88.17	41
Registering Property	65.22	28
Paying Taxes	57.51	66
Resolving Insolvency	91.91	1

Milwaukee



Country: United States

State: Wisconsin

Population: 592,025

Income Per Capita: \$21,627

2019 EASE OF DOING BUSINESS SCORE

75.39

2019 EASE OF DOING BUSINESS RANK

44

2019 EASE OF DOING BUSINESS SCORE COMPARISON
(out of 100)

74.44	75.04	75.39	75.89	76.21
Little Rock, AR Rank 46	Chicago, IL Rank 45	Milwaukee, WI Rank 44	Portland, OR Rank 43	Denver, CO Rank 42

Category	2019 Score	2019 Rank
Starting a Business	86.87	29
Employing Workers	74.88	48
Getting Electricity	83.69	55
Registering Property	58.54	42
Paying Taxes	62.49	59
Resolving Insolvency	91.91	1

Minneapolis



Country: United States
State: Minnesota
Population: 425,403
Income Per Capita: \$35,259

2019 EASE OF DOING
BUSINESS SCORE

76.41

2019 EASE OF DOING
BUSINESS RANK

40


2019 EASE OF DOING BUSINESS SCORE COMPARISON

(out of 100)

76.21	76.34	76.41	76.72	76.88
Denver, CO Rank 42	Austin, TX Rank 41	Minneapolis, MN Rank 40	Portland, ME Rank 39	Omaha, NE Rank 38

Category	2019 Score	2019 Rank
Starting a Business	78.72	64
Employing Workers	78.06	38
Getting Electricity	89.25	34
Registering Property	62.14	36
Paying Taxes	63.52	57
Resolving Insolvency	91.91	1

Nashville



Country: United States

State: Tennessee

Population: 669,053

Income Per Capita: \$31,109

2019 EASE OF DOING
BUSINESS SCORE

80.66

2019 EASE OF DOING
BUSINESS RANK

19

2019 EASE OF DOING BUSINESS SCORE COMPARISON

(out of 100)

79.98	80.52	80.66	80.77	80.86
Manchester, NH Rank 21	Phoenix, AZ Rank 20	Nashville, TN Rank 19	Salt Lake City, UT Rank 18	Wilmington, DE Rank 17

Category	2019 Score	2019 Rank
Starting a Business	83.61	42
Employing Workers	84.68	8
Getting Electricity	85.69	49
Registering Property	48.17	58
Paying Taxes	76.79	13
Resolving Insolvency	91.91	1

New Orleans



Country: United States
State: Louisiana
Population: 391,006
Income Per Capita: \$29,275

2019 EASE OF DOING
BUSINESS SCORE

78.18

2019 EASE OF DOING
BUSINESS RANK

29

2019 EASE OF DOING BUSINESS SCORE COMPARISON

(out of 100)

77.91	78.16	78.18	78.35	78.54
St. Louis, MO Rank 31	Billings, MT Rank 30	New Orleans, LA Rank 29	Wichita, KS Rank 28	Des Moines, IA Rank 27

Category	2019 Score	2019 Rank
Starting a Business	87.71	19
Employing Workers	84.38	10
Getting Electricity	78.98	69
Registering Property	37.41	108
Paying Taxes	68.72	47
Resolving Insolvency	91.91	1

New York City



Country: United States
State: New York
Population: 8,398,748
Income Per Capita: \$35,761

2019 EASE OF DOING
BUSINESS SCORE

68.30

2019 EASE OF DOING
BUSINESS RANK

62

2019 EASE OF DOING BUSINESS SCORE COMPARISON

(out of 100)

67.20	68.09	68.30	68.55	69.38
San Jose, CA Rank 64	St. John's, NL Rank 63	New York City, NY Rank 62	Philadelphia, PA Rank 61	Pittsburgh, PA Rank 60

Category	2019 Score	2019 Rank
Starting a Business	81.14	52
Employing Workers	65.95	60
Getting Electricity	82.97	59
Registering Property	44.96	65
Paying Taxes	49.37	84
Resolving Insolvency	91.91	1

Newark



Country: United States

State: New Jersey

Population: 282,090

Income Per Capita: \$18,357

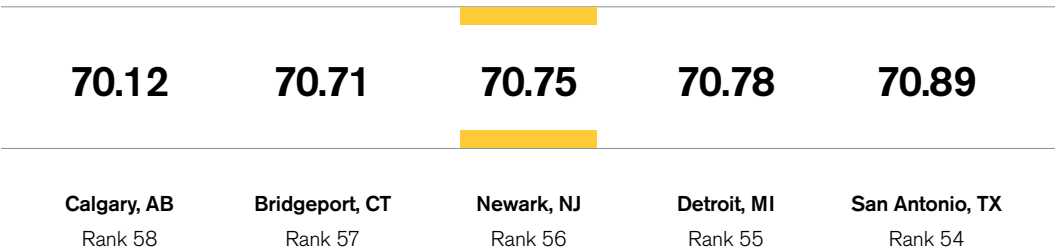
2019 EASE OF DOING
BUSINESS SCORE

70.75

2019 EASE OF DOING
BUSINESS RANK

56

2019 EASE OF DOING BUSINESS SCORE COMPARISON (out of 100)



Calgary, AB
Rank 58

Bridgeport, CT
Rank 57

Newark, NJ
Rank 56

Detroit, MI
Rank 55

San Antonio, TX
Rank 54

Category	2019 Score	2019 Rank
Starting a Business	81.11	54
Employing Workers	66.96	59
Getting Electricity	89.80	29
Registering Property	53.22	54
Paying Taxes	61.03	60
Resolving Insolvency	91.91	1

Oklahoma City

Country: United States

State: Oklahoma

Population: 649,021

Income Per Capita: \$28,365

2019 EASE OF DOING
BUSINESS SCORE

85.22

2019 EASE OF DOING
BUSINESS RANK

1

2019 EASE OF DOING BUSINESS SCORE COMPARISON

(out of 100)

83.37	83.68	84.24	84.41	85.22
Atlanta, GA Rank 5	Boise, ID Rank 4	Sioux Falls, SD Rank 3	Arlington, VA Rank 2	Oklahoma City, OK Rank 1

Category	2019 Score	2019 Rank
Starting a Business	87.42	23
Employing Workers	84.22	12
Getting Electricity	91.87	16
Registering Property	86.99	5
Paying Taxes	74.70	18
Resolving Insolvency	91.91	1

Omaha



Country: United States

State: Nebraska

Population: 468,262

Income Per Capita: \$30,222

2019 EASE OF DOING
BUSINESS SCORE

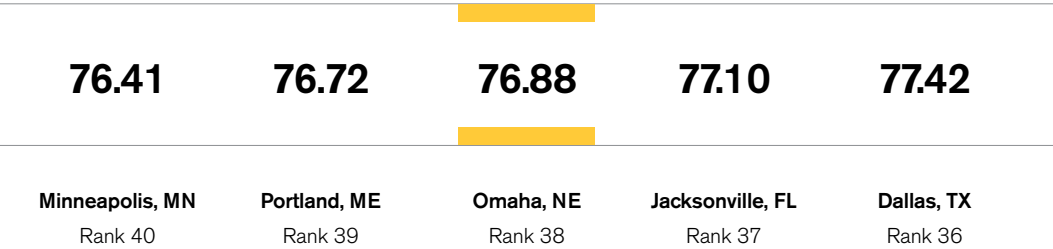
76.88

2019 EASE OF DOING
BUSINESS RANK

38

2019 EASE OF DOING BUSINESS SCORE COMPARISON

(out of 100)



Category	2019 Score	2019 Rank
Starting a Business	65.45	88
Employing Workers	83.34	18
Getting Electricity	89.47	30
Registering Property	46.31	62
Paying Taxes	67.78	50
Resolving Insolvency	91.91	1

Orlando



Country: United States

State: Florida

Population: 285,713

Income Per Capita: \$28,117

2019 EASE OF DOING
BUSINESS SCORE

77.82

2019 EASE OF DOING
BUSINESS RANK


34

2019 EASE OF DOING BUSINESS SCORE COMPARISON (out of 100)

77.42	77.49	77.82	77.86	77.89
Dallas, TX Rank 36	Tampa, FL Rank 35	Orlando, FL Rank 34	Miami, FL Rank 33	Honolulu, HI Rank 32

Category	2019 Score	2019 Rank
Starting a Business	78.20	66
Employing Workers	83.28	21
Getting Electricity	87.23	44
Registering Property	62.81	33
Paying Taxes	57.51	66
Resolving Insolvency	91.91	1

Philadelphia



Country: United States

State: Pennsylvania

Population: 1,584,138

Income Per Capita: \$24,811

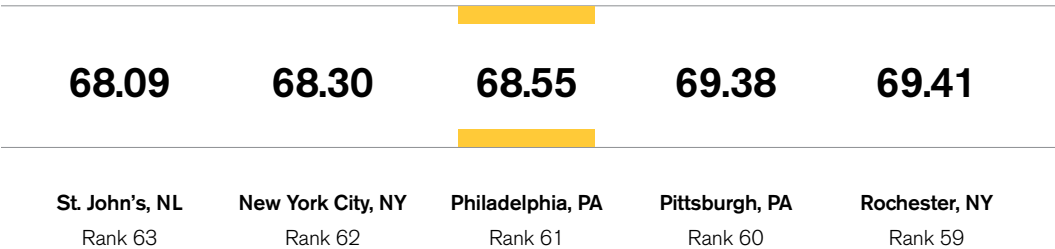
2019 EASE OF DOING
BUSINESS SCORE

68.55

2019 EASE OF DOING
BUSINESS RANK

61

2019 EASE OF DOING BUSINESS SCORE COMPARISON (out of 100)



Category	2019 Score	2019 Rank
Starting a Business	73.35	76
Employing Workers	78.74	37
Getting Electricity	93.76	11
Registering Property	10.72	115
Paying Taxes	43.06	91
Resolving Insolvency	91.91	1

Phoenix



Country: United States

State: Arizona

Population: 1,660,272

Income Per Capita: \$26,528

2019 EASE OF DOING
BUSINESS SCORE

80.52

2019 EASE OF DOING
BUSINESS RANK

20

2019 EASE OF DOING BUSINESS SCORE COMPARISON

(out of 100)

79.72	79.98	80.52	80.66	80.77
Birmingham, AL Rank 22	Manchester, NH Rank 21	Phoenix, AZ Rank 20	Nashville, TN Rank 19	Salt Lake City, UT Rank 18

Category	2019 Score	2019 Rank
Starting a Business	83.93	40
Employing Workers	76.21	46
Getting Electricity	97.16	7
Registering Property	83.92	7
Paying Taxes	70.55	32
Resolving Insolvency	91.91	1

Pittsburgh



Country: United States

State: Pennsylvania

Population: 301,048

Income Per Capita: \$30,397

2019 EASE OF DOING
BUSINESS SCORE

69.38

2019 EASE OF DOING
BUSINESS RANK

60

2019 EASE OF DOING BUSINESS SCORE COMPARISON

(out of 100)

68.30	68.55	69.38	69.41	70.12
New York City, NY Rank 62	Philadelphia, PA Rank 61	Pittsburgh, PA Rank 60	Rochester, NY Rank 59	Calgary, AB Rank 58

Category	2019 Score	2019 Rank
Starting a Business	73.91	75
Employing Workers	79.85	35
Getting Electricity	98.94	1
Registering Property	13.25	113
Paying Taxes	40.36	95
Resolving Insolvency	91.91	1

Portland



Country: United States

State: Maine

Population: 66,417

Income Per Capita: \$32,221

2019 EASE OF DOING
BUSINESS SCORE

76.72

2019 EASE OF DOING
BUSINESS RANK

39

2019 EASE OF DOING BUSINESS SCORE COMPARISON

(out of 100)

76.34	76.41	76.72	76.88	77.10
Austin, TX Rank 41	Minneapolis, MN Rank 40	Portland, ME Rank 39	Omaha, NE Rank 38	Jacksonville, FL Rank 37

Category	2019 Score	2019 Rank
Starting a Business	75.45	71
Employing Workers	72.56	52
Getting Electricity	98.15	5
Registering Property	72.89	18
Paying Taxes	69.93	38
Resolving Insolvency	91.91	1

Portland



Country: United States
State: Oregon
Population: 653,115
Income Per Capita: \$36,492

2019 EASE OF DOING
BUSINESS SCORE

75.89

2019 EASE OF DOING
BUSINESS RANK

43

2019 EASE OF DOING BUSINESS SCORE COMPARISON

(out of 100)

75.04	75.39	75.89	76.21	76.34
Chicago, IL Rank 45	Milwaukee, WI Rank 44	Portland, OR Rank 43	Denver, CO Rank 42	Austin, TX Rank 41

Category	2019 Score	2019 Rank
Starting a Business	87.35	25
Employing Workers	74.75	49
Getting Electricity	89.89	28
Registering Property	61.31	38
Paying Taxes	60.87	61
Resolving Insolvency	91.91	1

Providence



Country: United States

State: Rhode Island

Population: 179,335

Income Per Capita: \$24,051

2019 EASE OF DOING
BUSINESS SCORE

73.41

2019 EASE OF DOING
BUSINESS RANK

52

2019 EASE OF DOING BUSINESS SCORE COMPARISON
(out of 100)

70.89	71.77	73.41	73.42	73.55
San Antonio, TX Rank 54	Halifax, NS Rank 53	Providence, RI Rank 52	Burlington, VT Rank 51	Seattle, WA Rank 50

Category	2019 Score	2019 Rank
Starting a Business	83.22	43
Employing Workers	69.62	56
Getting Electricity	89.32	33
Registering Property	69.69	21
Paying Taxes	57.29	68
Resolving Insolvency	91.91	1

Rochester



Country: United States

State: New York

Population: 206,284

Income Per Capita: \$21,054

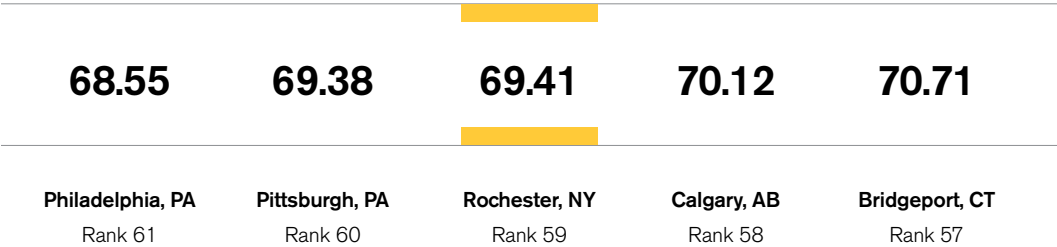
**2019 EASE OF DOING
BUSINESS SCORE**

69.41

**2019 EASE OF DOING
BUSINESS RANK**

59

2019 EASE OF DOING BUSINESS SCORE COMPARISON (out of 100)



Category	2019 Score	2019 Rank
Starting a Business	80.59	59
Employing Workers	62.44	68
Getting Electricity	92.41	15
Registering Property	35.83	109
Paying Taxes	78.48	10
Resolving Insolvency	91.91	1

Salt Lake City



Country: United States

State: Utah

Population: 200,591

Income Per Capita: \$32,954

2019 EASE OF DOING BUSINESS SCORE

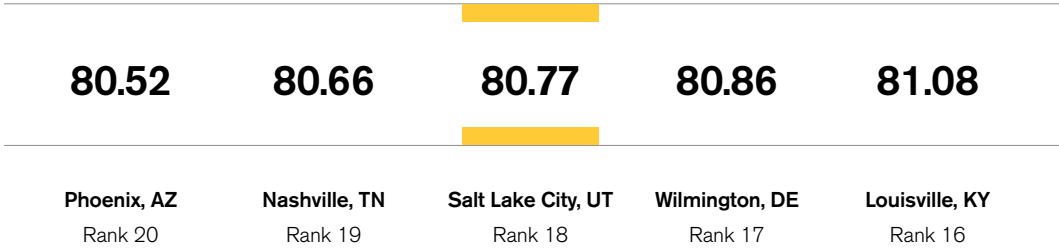
80.77

2019 EASE OF DOING BUSINESS RANK

18

2019 EASE OF DOING BUSINESS SCORE COMPARISON

(out of 100)



Category	2019 Score	2019 Rank
Starting a Business	91.33	6
Employing Workers	77.26	40
Getting Electricity	90.46	23
Registering Property	72.88	19
Paying Taxes	74.98	16
Resolving Insolvency	91.91	1

San Antonio



Country: United States

State: Texas

Population: 1,532,233

Income Per Capita: \$24,325

2019 EASE OF DOING
BUSINESS SCORE

70.89

2019 EASE OF DOING
BUSINESS RANK

54

2019 EASE OF DOING BUSINESS SCORE COMPARISON

(out of 100)

70.75	70.78	70.89	71.77	73.41
Newark, NJ Rank 56	Detroit, MI Rank 55	San Antonio, TX Rank 54	Halifax, NS Rank 53	Providence, RI Rank 52

Category	2019 Score	2019 Rank
Starting a Business	90.74	10
Employing Workers	59.08	73
Getting Electricity	90.27	24
Registering Property	67.03	25
Paying Taxes	69.80	40
Resolving Insolvency	91.91	1

San Diego



Country: United States

State: California

Population: 1,425,976

Income Per Capita: \$37,112

2019 EASE OF DOING
BUSINESS SCORE

62.64

2019 EASE OF DOING
BUSINESS RANK

73

2019 EASE OF DOING BUSINESS SCORE COMPARISON (out of 100)

60.89	62.31	62.64	64.31	64.78
Toronto, ON Rank 75	Ottawa, ON Rank 74	San Diego, CA Rank 73	Los Angeles, CA Rank 72	Saskatoon, SK Rank 71

Category	2019 Score	2019 Rank
Starting a Business	70.62	82
Employing Workers	59.41	72
Getting Electricity	80.04	64
Registering Property	14.72	112
Paying Taxes	70.40	35
Resolving Insolvency	91.91	1

San Francisco



Country: United States

State: California

Population: 883,305

Income Per Capita: \$59,510

2019 EASE OF DOING BUSINESS SCORE

59.04

2019 EASE OF DOING BUSINESS RANK

77

2019 EASE OF DOING BUSINESS SCORE COMPARISON

(out of 100)



Category	2019 Score	2019 Rank
Starting a Business	40.38	104
Employing Workers	52.39	76
Getting Electricity	89.90	27
Registering Property	40.58	107
Paying Taxes	66.40	51
Resolving Insolvency	91.91	1

San Jose



Country: United States

State: California

Population: 1,030,119

Income Per Capita: \$40,275

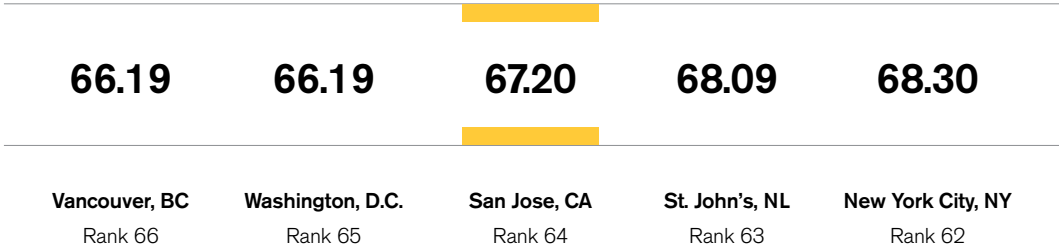
2019 EASE OF DOING BUSINESS SCORE

67.20

2019 EASE OF DOING BUSINESS RANK

64

2019 EASE OF DOING BUSINESS SCORE COMPARISON
(out of 100)



Category	2019 Score	2019 Rank
Starting a Business	57.58	94
Employing Workers	60.63	71
Getting Electricity	79.26	68
Registering Property	68.76	23
Paying Taxes	67.98	49
Resolving Insolvency	91.91	1

Seattle



Country: United States
State: Washington
Population: 744,955
Income Per Capita: \$51,872

2019 EASE OF DOING
BUSINESS SCORE

73.55

2019 EASE OF DOING
BUSINESS RANK

50

2019 EASE OF DOING BUSINESS SCORE COMPARISON

(out of 100)

73.41	73.42	73.55	73.70	73.90
Providence, RI Rank 52	Burlington, VT Rank 51	Seattle, WA Rank 50	Baltimore, MD Rank 49	Boston, MA Rank 48

Category	2019 Score	2019 Rank
Starting a Business	85.29	33
Employing Workers	65.54	61
Getting Electricity	86.25	47
Registering Property	54.96	49
Paying Taxes	82.55	4
Resolving Insolvency	91.91	1

Sioux Falls



Country: United States

State: South Dakota

Population: 181,883

Income Per Capita: \$31,161

2019 EASE OF DOING
BUSINESS SCORE

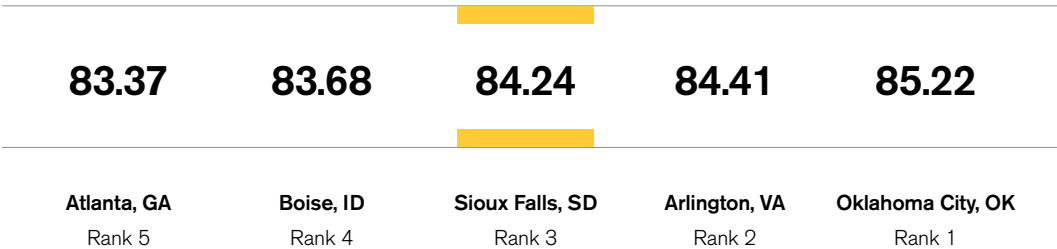
84.24

2019 EASE OF DOING
BUSINESS RANK

3

2019 EASE OF DOING BUSINESS SCORE COMPARISON

(out of 100)



Category	2019 Score	2019 Rank
Starting a Business	88.20	14
Employing Workers	81.32	30
Getting Electricity	89.98	26
Registering Property	81.92	10
Paying Taxes	81.89	5
Resolving Insolvency	91.91	1

St. Louis



Country: United States

State: Missouri

Population: 302,838

Income Per Capita: \$26,739

2019 EASE OF DOING
BUSINESS SCORE

77.91

2019 EASE OF DOING
BUSINESS RANK

31

2019 EASE OF DOING BUSINESS SCORE COMPARISON

(out of 100)



Category	2019 Score	2019 Rank
Starting a Business	80.03	60
Employing Workers	75.16	47
Getting Electricity	90.91	20
Registering Property	63.72	30
Paying Taxes	76.86	12
Resolving Insolvency	91.91	1

Tampa



Country: United States
State: Florida
Population: 392,890
Income Per Capita: \$32,869

2019 EASE OF DOING
BUSINESS SCORE

77.49

2019 EASE OF DOING
BUSINESS RANK

35

2019 EASE OF DOING BUSINESS SCORE COMPARISON
(out of 100)

77.10	77.42	77.49	77.82	77.86
Jacksonville, FL Rank 37	Dallas, TX Rank 36	Tampa, FL Rank 35	Orlando, FL Rank 34	Miami, FL Rank 33

Category	2019 Score	2019 Rank
Starting a Business	78.43	65
Employing Workers	84.18	13
Getting Electricity	86.11	48
Registering Property	47.44	59
Paying Taxes	60.48	62
Resolving Insolvency	91.91	1

Virginia Beach



Country: United States
State: Virginia
Population: 450,189
Income Per Capita: \$34,608

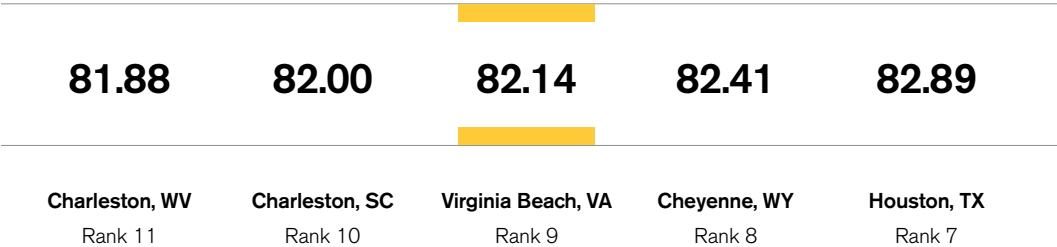
2019 EASE OF DOING
BUSINESS SCORE

82.14

2019 EASE OF DOING
BUSINESS RANK

9

2019 EASE OF DOING BUSINESS SCORE COMPARISON
(out of 100)



Category	2019 Score	2019 Rank
Starting a Business	84.22	37
Employing Workers	85.17	5
Getting Electricity	91.04	18
Registering Property	56.14	46
Paying Taxes	76.48	14
Resolving Insolvency	91.91	1

Washington, D.C.

Country: United States

State: District of Columbia

Population: 713,244

Income Per Capita: \$50,833

2019 EASE OF DOING BUSINESS SCORE

66.19

2019 EASE OF DOING BUSINESS RANK

65

2019 EASE OF DOING BUSINESS SCORE COMPARISON

(out of 100)

65.29	66.19	66.19	67.20	68.09
Edmonton, AB Rank 67	Vancouver, BC Rank 66	Washington, D.C. Rank 65	San Jose, CA Rank 64	St. John's, NL Rank 63

Category	2019 Score	2019 Rank
Starting a Business	85.28	34
Employing Workers	53.63	75
Getting Electricity	81.14	62
Registering Property	57.40	44
Paying Taxes	70.52	33
Resolving Insolvency	91.91	1

Wichita



Country: United States

State: Kansas

Population: 389,255

Income Per Capita: \$26,527

2019 EASE OF DOING
BUSINESS SCORE

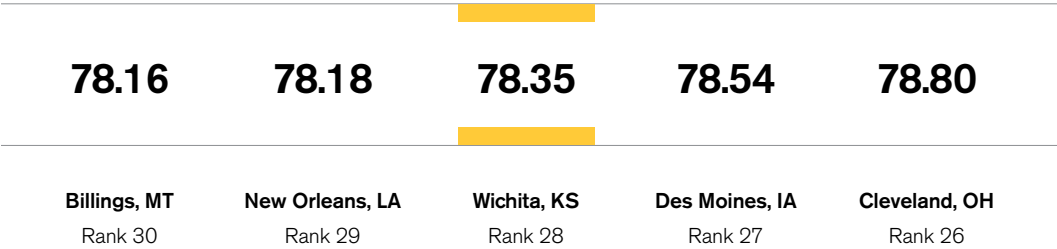
78.35

2019 EASE OF DOING
BUSINESS RANK

28

2019 EASE OF DOING BUSINESS SCORE COMPARISON

(out of 100)



Billings, MT
Rank 30

New Orleans, LA
Rank 29

Wichita, KS
Rank 28

Des Moines, IA
Rank 27

Cleveland, OH
Rank 26

Category	2019 Score	2019 Rank
Starting a Business	71.63	77
Employing Workers	83.85	15
Getting Electricity	88.75	38
Registering Property	62.77	34
Paying Taxes	63.68	56
Resolving Insolvency	91.91	1

Wilmington



Country: United States

State: Delaware

Population: 70,635

Income Per Capita: \$30,601

2019 EASE OF DOING BUSINESS SCORE

80.86

2019 EASE OF DOING BUSINESS RANK

17

2019 EASE OF DOING BUSINESS SCORE COMPARISON

(out of 100)



Category	2019 Score	2019 Rank
Starting a Business	74.35	73
Employing Workers	83.59	17
Getting Electricity	97.68	6
Registering Property	64.37	29
Paying Taxes	70.49	34
Resolving Insolvency	91.91	1