

Doing Business North America







2021 Report

3RD EDITION



What is Doing Business North America?

The *Doing Business North America* (DBNA) 2021 report provides objective measures of the scale and scope of business regulations in 134 cities across 92 states, provinces, and federal districts of the U.S., Canada, and Mexico. Comprised of over 12,000 datapoints, it uses 111 variables to create 28 data indicators spread over six categories to score and rank cities in regard to how easy it is to set up, operate, and shut down a business.

 Starting a Business	 Employing Workers	 Getting Electricity
 Paying Taxes	 Land and Space Use	 Resolving Insolvency



Why?

Unlike many studies that measure regulations at the state level, this annual study focuses on city-level regulations across North America.

Provide measurable benchmarks

This report provides objective measurements of regulatory conditions and make them publicly-available to researchers and policymakers.

Encourage competition

This report can allow researchers and policymakers to track the improvement or decline in local regulatory conditions and provide a context for thinking about policy reform.

Increase economic well-being

The measures can help contribute to the understanding of which regulatory environments can produce the best economic outcomes for the largest number of people.

For more information, visit: dbna.asu.edu

Ease of Doing Business Scores and Rankings

The scores and ranks below are an overall measure of the “ease of doing business” for small- and medium-sized businesses in each city. It is composed of the scores of all six categories included in the Doing Business North America report.

Country	State/Province	City	Score: Ease of Doing Business	Rank: Ease of Doing Business
United States	Colorado	Colorado Springs	78.04	1
United States	North Carolina	Durham	77.15	2
United States	Nevada	Henderson	77.13	3
United States	South Dakota	Sioux Falls	77.11	4
United States	Utah	Salt Lake City	76.78	5
United States	North Carolina	Raleigh	76.76	6
United States	South Carolina	Charleston	76.11	7
United States	Ohio	Cincinnati	75.88	8
United States	Oklahoma	Tulsa	75.64	9
United States	Nevada	Las Vegas	75.58	10
United States	Colorado	Denver	75.58	11
United States	Arkansas	Little Rock	75.37	12
United States	Arizona	Chandler	74.53	13
United States	Ohio	Columbus	74.27	14
United States	North Carolina	Greensboro	74.12	15
United States	Colorado	Aurora	73.77	16
United States	Oklahoma	Oklahoma City	73.67	17
United States	Florida	Orlando	73.64	18
United States	North Carolina	Charlotte	73.48	19
United States	Texas	Houston	73.45	20
United States	Texas	Fort Worth	73.06	21
United States	Missouri	Kansas City	72.74	22
United States	Florida	Jacksonville	72.71	23
United States	Florida	Miami	72.66	24
United States	Kentucky	Lexington	72.66	25
United States	Texas	San Antonio	72.60	26
United States	New Mexico	Albuquerque	72.46	27
United States	Tennessee	Nashville	72.28	28
United States	Nebraska	Omaha	72.03	29
United States	Massachusetts	Boston	71.87	30

Country	State/Province	City	Score: Ease of Doing Business	Rank: Ease of Doing Business
United States	Idaho	Boise	71.83	31
United States	New Hampshire	Manchester	71.79	32
United States	Missouri	St. Louis	71.75	33
United States	Arizona	Mesa	71.58	34
United States	Ohio	Cleveland	71.53	35
United States	Arizona	Phoenix	71.48	36
United States	Iowa	Des Moines	71.48	37
United States	Minnesota	St. Paul	71.46	38
United States	Florida	Tampa	71.35	39
United States	Tennessee	Memphis	71.34	40
United States	Minnesota	Minneapolis	71.30	41
United States	Nebraska	Lincoln	71.29	42
United States	Illinois	Chicago	71.18	43
United States	Florida	St. Petersburg	71.11	44
United States	Arizona	Tucson	71.11	45
United States	Georgia	Atlanta	70.97	46
United States	North Dakota	Fargo	70.93	47
United States	Virginia	Arlington	70.62	48
United States	Delaware	Wilmington	70.56	49
United States	Kansas	Wichita	70.38	50
United States	Kentucky	Louisville	70.31	51
United States	Hawaii	Honolulu	69.73	52
United States	Mississippi	Jackson	69.71	53
United States	Michigan	Grand Rapids	69.63	54
United States	Alaska	Anchorage	69.44	55
United States	Texas	Dallas	69.35	56
United States	Texas	Austin	69.31	57
United States	District of Columbia	Washington D.C.	69.00	58
United States	Maryland	Baltimore	68.96	59
United States	Pennsylvania	Philadelphia	68.92	60
United States	Oregon	Portland	68.88	61
United States	Pennsylvania	Pittsburgh	68.53	62
United States	Montana	Billings	68.32	63
United States	California	San Francisco	68.18	64
United States	Alabama	Birmingham	67.66	65

Country	State/Province	City	Score: Ease of Doing Business	Rank: Ease of Doing Business
United States	California	San Diego	67.65	66
United States	California	San Jose	66.98	67
United States	New Jersey	Newark	66.82	68
United States	Louisiana	New Orleans	66.78	69
United States	New York	Buffalo	66.15	70
United States	California	Los Angeles	65.36	71
United States	Michigan	Detroit	65.34	72
United States	Indiana	Indianapolis	65.23	73
United States	Connecticut	Bridgeport	65.22	74
United States	New York	Rochester	64.85	75
United States	New York	New York City	64.78	76
Canada	Vermont	Burlington	64.60	77
United States	Maine	Portland	63.82	78
United States	Rhode Island	Providence	63.71	79
United States	Washington	Seattle	61.58	80
United States	Wyoming	Cheyenne	60.83	81
Canada	Newfoundland & Labrador	St. Johns	58.98	82
Canada	Alberta	Edmonton	58.83	83
Canada	British Columbia	Vancouver	58.68	84
United States	Wisconsin	Milwaukee	57.94	85
United States	Virginia	Virginia Beach	57.88	86
Canada	Manitoba	Winnipeg	56.44	87
Canada	Alberta	Calgary	56.36	88
Canada	Nova Scotia	Halifax	56.17	89
Canada	Ontario	Ottawa	54.33	90
Canada	Quebec	Quebec City	53.79	91
Canada	Quebec	Montreal	52.72	92
Mexico	Baja California	Tijuana	51.85	93
Canada	New Brunswick	Moncton	50.74	94
United States	West Virginia	Charleston	49.39	95
Canada	Ontario	Toronto	49.08	96
Mexico	Nuevo León	San Pedro	48.99	97
Mexico	Coahuila	Piedras Negras	48.29	98
Mexico	Guerrero	Acapulco	48.12	99
Mexico	Quintana Roo	Cancun	47.87	100

Country	State/Province	City	Score: Ease of Doing Business	Rank: Ease of Doing Business
Mexico	Durango	Durango	47.42	101
Mexico	Nuevo León	Monterrey	47.05	102
Mexico	Michoacán	Morelia	46.13	103
Mexico	Oaxaca	Oaxaca	45.94	104
Mexico	Guanajuato	León	45.88	105
Mexico	Tlaxcala	Apizaco	44.90	106
Mexico	Baja California Sur	La Paz	44.86	107
Mexico	Aguascalientes	Aguascalientes	44.51	108
Canada	Saskatchewan	Saskatoon	44.09	109
Mexico	San Luis Potosí	San Luis Potosí	43.12	110
Mexico	México	Nezahualcóyotl	43.00	111
Mexico	Sonora	Hermosillo	42.93	112
Mexico	Campeche	Campeche	42.91	113
Mexico	Chihuahua	Chihuahua	42.62	114
Mexico	Sinaloa	Culiacán	42.61	115
Mexico	México	Toluca	42.08	116
Mexico	Nayarit	Tepic	41.70	117
Mexico	Colima	Colima	41.63	118
Mexico	Puebla	Puebla	41.48	119
Mexico	México	Naucalpan	41.10	120
Mexico	Chihuahua	Juárez	40.96	121
Mexico	Hidalgo	Pachuca	40.04	122
Mexico	Chiapas	Tuxtla Gutiérrez	39.79	123
Mexico	Yucatán	Mérida	39.30	124
Mexico	Mexico City	Mexico City	39.19	125
Mexico	Querétaro	Querétaro	37.39	126
Mexico	Morelos	Cuernavaca	37.38	127
Mexico	Coahuila	Saltillo	36.72	128
Mexico	México	Ecatepec	35.40	129
Mexico	Tabasco	Villahermosa	35.31	130
Mexico	Zacatecas	Zacatecas	34.84	131
Mexico	Tamaulipas	Reynosa	34.54	132
Mexico	Veracruz	Boca del Rio	33.86	133
Mexico	Jalisco	Guadalajara	33.33	134

For all the details, visit: dbna.asu.edu/rankings

**Download all the data, ranks,
scores and methodology at:
dbna.asu.edu**



dbna.asu.edu

ASU Center for the Study
of Economic Liberty
Arizona State University