


Doing Business North America

2022 Report

4TH EDITION

What is Doing Business North America?

The *Doing Business North America* (DBNA) 2022 report provides objective measures of the scale and scope of business regulations in the United States across 83 cities in all 50 states, Puerto Rico, and Washington, D.C. Comprised of over 7,700 datapoints, it uses 93 variables to create 30 data indicators spread over six categories to score and rank cities in regard to how easy it is to set up, operate, and shut down a business.

 Starting a Business	 Employing Workers	 Getting Electricity
 Paying Taxes	 Land and Space Use	 Resolving Insolvency



**Doing Business
North America**

Why?

Unlike many studies that measure regulations at the state level, this annual study focuses on city-level regulations across the United States.

Provide measurable benchmarks

This report provides objective measurements of regulatory conditions and make them publicly available to researchers and policymakers.

Encourage competition

This report can allow researchers and policymakers to track the improvement or decline in local regulatory conditions and provide a context for thinking about policy reform.

Increase economic well-being

The measures can help contribute to the understanding of which regulatory environments can produce the best economic outcomes for the largest number of people.

For more information, visit: dbna.asu.edu

Ease of Doing Business Scores and Rankings

The scores and ranks below are an overall measure of the “ease of doing business” for small- and medium-sized businesses in each city. It is composed of the scores of all six categories included in the Doing Business North America report.

Country	State	City	Score: Ease of Doing Business	Rank: Ease of Doing Business
United States	Utah	Salt Lake City	84.863	1
United States	Idaho	Boise	83.877	2
United States	North Carolina	Raleigh	83.222	3
United States	Georgia	Atlanta	82.371	4
United States	North Carolina	Charlotte	81.879	5
United States	Oklahoma	Oklahoma City	81.779	6
United States	Nevada	Henderson	81.715	7
United States	South Dakota	Sioux Falls	81.380	8
United States	Arkansas	Little Rock	81.338	9
United States	Ohio	Columbus	81.066	10
United States	Nevada	Las Vegas	80.947	11
United States	Texas	Dallas	80.637	12
United States	Texas	Houston	80.555	13
United States	New Mexico	Albuquerque	80.259	14
United States	Kansas	Wichita	80.239	15
United States	Ohio	Cincinnati	80.165	16
United States	Arizona	Chandler	80.160	17
United States	Florida	Orlando	80.119	18
United States	Texas	Austin	79.898	19
United States	North Carolina	Greensboro	79.798	20
United States	Florida	Tampa	79.645	21
United States	Florida	Jacksonville	79.491	22
United States	Missouri	Kansas City	79.312	23
United States	Kentucky	Lexington	78.896	24
United States	Wyoming	Cheyenne	78.844	25
United States	Colorado	Denver	78.449	26
United States	Nebraska	Omaha	78.443	27


Country	State	City	Score: Ease of Doing Business	Rank: Ease of Doing Business
United States	Missouri	St. Louis	78.384	28
United States	Texas	Fort Worth	78.368	29
United States	Indiana	Indianapolis	78.131	30
United States	Arizona	Mesa	78.063	31
United States	Florida	Miami	77.894	32
United States	Mississippi	Jackson	77.838	33
United States	Colorado	Colorado Springs	77.724	34
United States	Tennessee	Nashville	77.720	35
United States	Arizona	Tucson	77.646	36
United States	Colorado	Aurora	77.582	37
United States	Oklahoma	Tulsa	77.454	38
United States	Alaska	Anchorage	77.378	39
United States	Texas	San Antonio	77.276	40
United States	North Carolina	Durham	77.192	41
United States	Arizona	Phoenix	77.038	42
United States	North Dakota	Fargo	76.908	43
United States	Hawaii	Honolulu	76.697	44
United States	Wisconsin	Milwaukee	76.636	45
United States	Nebraska	Lincoln	76.516	46
United States	Kentucky	Louisville	76.476	47
United States	Iowa	Des Moines	76.256	48
United States	Tennessee	Memphis	75.614	49
United States	Louisiana	New Orleans	75.496	50
United States	Pennsylvania	Philadelphia	75.371	51
United States	Ohio	Cleveland	75.104	52
United States	South Carolina	Charleston	73.897	53
United States	Illinois	Chicago	73.797	54
United States	Delaware	Wilmington	72.989	55
United States	Virginia	Virginia Beach	72.278	56
United States	Connecticut	Bridgeport	71.443	57
United States	Washington	Seattle	71.331	58


Country	State	City	Score: Ease of Doing Business	Rank: Ease of Doing Business
United States	Minnesota	Minneapolis	71.263	59
United States	Montana	Billings	71.173	60
United States	West Virginia	Charleston	71.165	61
United States	Alabama	Birmingham	71.119	62
United States	Pennsylvania	Pittsburgh	71.065	63
United States	New Hampshire	Manchester	70.965	64
United States	Massachusetts	Boston	70.512	65
United States	Minnesota	St. Paul	70.114	66
United States	Michigan	Detroit	69.684	67
United States	New Jersey	Jersey City	69.272	68
United States	Oregon	Portland	68.677	69
United States	Maryland	Baltimore	68.105	70
United States	District of Columbia	Washington	66.991	71
United States	Maine	Portland	66.521	72
United States	New York	Buffalo	64.798	73
United States	Vermont	Burlington	63.254	74
United States	California	San Diego	62.767	75
United States	California	San Jose	62.672	76
United States	Rhode Island	Providence	62.160	77
United States	California	San Francisco	61.626	78
United States	California	Fresno	61.538	79
United States	New Jersey	Newark	61.504	80
United States	New York	New York	61.398	81
United States	California	Los Angeles	56.298	82
United States	Puerto Rico	San Juan	40.552	83


This research work is a product of center staff and undergraduate students and is based on publicly available data sources. The findings and interpretations do not necessarily reflect the views of Arizona State University, the Center for the Study of Economic Liberty or any other ASU affiliates. Because the data was collected from government websites and official documents, the Center for the Study of Economic Liberty does not guarantee the accuracy of the data. The document should also not be viewed as a form of legal or tax preparation advice.


For all the details, visit: dbna.asu.edu/rankings


Top Five Cities in Each Category

 Country	State	City	Score: Starting a Business	Rank: Starting a Business	Overall Ease of Doing Business Rank
United States	Missouri	Kansas City	91.838	1	23
United States	Colorado	Aurora	89.689	2	37
United States	Mississippi	Jackson	89.333	3	33
United States	Arkansas	Little Rock	88.008	4	9
United States	New Mexico	Albuquerque	87.876	5	14

 Country	State	City	Score: Employing Workers	Rank: Employing Workers	Overall Ease of Doing Business Rank
United States	Georgia	Atlanta	100.000	1	4
United States	South Carolina	Charleston	99.629	2	53
United States	Texas	Austin	99.420	3	19
United States	North Carolina	Raleigh	98.827	4	3
United States	North Carolina	Charlotte	98.721	5	5

 Country	State	City	Score: Getting Electricity	Rank: Getting Electricity	Overall Ease of Doing Business Rank
United States	Nevada	Henderson	95.893	1	7
United States	Nevada	Las Vegas	95.893	1	11
United States	Utah	Salt Lake City	93.699	3	1
United States	Wisconsin	Milwaukee	92.346	4	45
United States	Nebraska	Omaha	91.773	5	27

 Country	State	City	Score: Paying Taxes	Rank: Paying Taxes	Overall Ease of Doing Business Rank
United States	Wyoming	Cheyenne	72.394	1	25
United States	Nevada	Henderson	70.374	2	7
United States	Nevada	Las Vegas	70.374	2	11
United States	South Dakota	Sioux Falls	69.087	4	8
United States	Texas	Austin	65.708	5	19

 Country	State	City	Score: Land and Space Use	Rank: Land and Space Use	Overall Ease of Doing Business Rank
United States	Idaho	Boise	90.384	1	2
United States	Arizona	Chandler	87.250	2	17
United States	Alaska	Anchorage	85.437	3	39
United States	Pennsylvania	Philadelphia	84.468	4	51
United States	Illinois	Chicago	84.383	5	54

**Download all the data, ranks,
scores and methodology at:
dbna.asu.edu**



We would like to thank the team at the Puerto Rico Institute for Economic Liberty for their effort of collecting the data for San Juan. Their contribution aided in the inclusion of Puerto Rico into this year's report.

dbna.asu.edu

